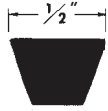


Two Groove Sheaves for "4L" or "A" Belts

"3L" Belts may also be used with These Sheaves as Indicated in Table Below



Stock Sizes — with Split Taper Bushings

Table No. 1

Part No.	DIAMETERS			Type	DIMENSIONS								Wt. Less Bush.
	O.D.	Datum "A"	Pitch "3L"		O.L.	F	L	P	C	X	G	E	
2AK30H	3.05"	2.80"	2.46"	1	2 7/16"	1 3/8"	1 1/4"	7/8"	15/16"	7/8"	7/16"	3/16"	1.4
2AK32H	3.25	3.00	2.66	1	2 7/16	1 3/8	1 1/4	7/8	15/16	7/8	7/16	3/16	1.7
2AK34H	3.45	3.20	2.86	1	2	1 3/8	1 1/4	7/16	1/2	7/8	7/16	3/16	1.8
2AK39H	3.75	3.50	3.16	1	2	1 3/8	1 1/4	7/16	1/2	7/8	7/16	3/16	1.8
2AK41H	3.95	3.70	3.36	2	1 1/2	1 3/8	1 1/4	1/16	—	7/8	7/16	3/16	1.9
2AK44H	4.25	4.00	3.66	2	1 1/2	1 3/8	1 1/4	1/16	—	7/8	7/16	3/16	2.4
2AK46H	4.45	4.20	3.86	2	1 1/2	1 3/8	1 1/4	1/16	—	7/8	7/16	3/16	2.5
2AK49H	4.75	4.50	4.16	2	1 1/2	1 3/8	1 1/4	1/16	—	7/8	7/16	3/16	3.1
2AK51H	4.95	4.70	4.36	2	1 1/2	1 3/8	1 1/4	1/16	—	7/8	7/16	3/16	3.2
2AK54H	5.25	5.00	4.66	2	1 1/2	1 3/8	1 1/4	1/16	—	7/8	7/16	3/16	3.4
2AK56H	5.45	5.20	4.86	2	1 1/2	1 3/8	1 1/4	1/16	—	7/8	7/16	3/16	3.6
2AK59H	5.75	5.50	5.16	3	1 1/2	1 3/8	1 1/4	1/16	0	7/8	7/16	3/16	3.4
2AK61H	5.95	5.70	5.36	3	1 1/2	1 3/8	1 1/4	1/16	0	7/8	7/16	3/16	3.3
2AK64H	6.25	6.00	5.66	3	1 1/2	1 3/8	1 1/4	1/16	0	7/8	7/16	3/16	3.9
2AK74H	7.25	7.00	6.66	3	1 1/2	1 3/8	1 1/4	1/16	0	7/8	7/16	3/16	4.9
2AK84H	8.25	8.00	7.66	3	1 1/2	1 3/8	1 1/4	1/16	0	7/8	7/16	3/16	5.8
2AK94H	9.25	9.00	8.66	3	1 1/2	1 3/8	1 1/4	1/16	0	7/8	7/16	3/16	6.1
2AK104H	10.25	10.00	9.66	3	1 1/2	1 3/8	1 1/4	1/16	0	7/8	7/16	3/16	7.7
2AK114H	11.25	11.00	10.66	3	1 1/2	1 3/8	1 1/4	1/16	0	7/8	7/16	3/16	8.5
2AK124H	12.25	12.00	11.66	3	1 1/2	1 3/8	1 1/4	1/16	0	7/8	7/16	3/16	9.5
2AK134H	13.25	13.00	12.66	3	1 1/2	1 3/8	1 1/4	1/16	0	7/8	7/16	3/16	11.4
2AK144H	14.25	14.00	13.66	3	1 1/2	1 3/8	1 1/4	1/16	0	7/8	7/16	3/16	11.9
2AK154H	15.25	15.00	14.66	3	1 1/2	1 3/8	1 1/4	1/16	0	7/8	7/16	3/16	13.3
2AK184H	18.25	18.00	17.66	3	1 1/2	1 3/8	1 1/4	1/16	0	7/8	7/16	3/16	16.8

Stock "H" Bushings

Table No. 2

Stock Bores	Keyseats
3/8"	None
7/16	None
1/2	1/8" x 1/16"
9/16	1/8 x 1/16
5/8	3/16 x 3/32
11/16	3/16 x 3/32
3/4	3/16 x 3/32
13/16	3/16 x 3/32
7/8	3/16 x 3/32
15/16	1/4 x 1/8
1	1/4 x 1/8
1 1/16	1/4 x 1/8
1 1/8	1/4 x 1/8
1 3/16	1/4 x 1/8
1 1/4	1/4 x 1/16*
1 5/16	5/16 x 1/16*
1 3/8	5/16 x 1/16*
1 3/8	3/8 x 1/16*
1 7/16	3/8 x 1/16*
1 1/2	3/8 x 1/16*

Millimeter Bores

10 mm	None
11	None
12	None
14	5 mm x 2.5 mm
16	5 x 2.5
18	6 x 3
19	6 x 3
20	6 x 3
22	6 x 3
24	8 x 3.5
25	8 x 3.5
28	8 x 3.5
30	8 x 3.5
32	10 x 4
35	10 x 4
36	10 x 4
38	10 x 4

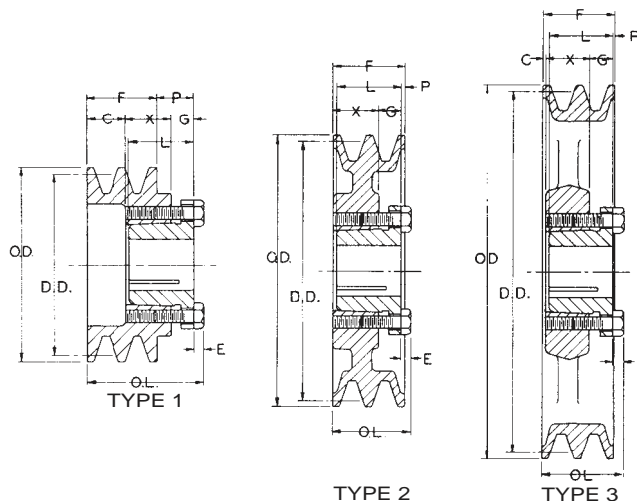

Stock Spline Bores

.978 - 10 Inv.	X
1 1/8 - 6B	X
1 3/8 - 6B	X
1 3/8 - 21 Inv.	X

Part Numbers are specified by "H" and bore size, Example: "H - 1 1/8"
 *These sizes are furnished with special keys to fit standard depth keyseats.

**CLOSE GRAIN
CAST IRON**

**STATICALLY
BALANCED**



CLAMP FIT ON SHAFT