

Non-reversing motor starter, Size 0, Three phase full voltage, Solid-state overload relay, OLRelay amp range 3-12a, 24Vdc coil, Combination type, 30Amp non-fusible disconnect Encl. NEMA type 4X Fiberglass Water/dust tight noncorrosive, Standard width enclosure



Figure similar

General technical data	
Height x Width x Depth [in]	24 × 15 × 7 in
Protection against electrical shock	(NA for enclosed products)
Installation altitude [ft] at height above sea level maximum	6560 ft
Ambient temperature [°F] during storage	-22 ... +149 °F
Ambient temperature [°F] during operation	-4 ... +104 °F
Ambient temperature during storage	-30 ... +65 °C
Ambient temperature during operation	-20 ... +40 °C
Horsepower ratings	
Yielded mechanical performance [hp] for three-phase AC motor	
<ul style="list-style-type: none"> • at 200/208 V rated value • at 220/230 V rated value • at 460/480 V rated value • at 575/600 V rated value 	<p>2 hp</p> <p>2 hp</p> <p>5 hp</p> <p>5 hp</p>
Contactor	

Number of NO contacts for main contacts	3
Operating current at AC at 600 V rated value	18 A
Mechanical service life (switching cycles) of the main contacts typical	10000000

Auxiliary contact

Number of NC contacts at contactor for auxiliary contacts	0
Number of NO contacts at contactor for auxiliary contacts	1
Number of total auxiliary contacts maximum	8
Contact rating of auxiliary contacts of contactor according to UL	10A@600VAC (A600), 5A@600VDC (P600)

Coil

Type of voltage of the control supply voltage	DC
Control supply voltage	
• at DC rated value	24 ... 24 V
• at AC at 60 Hz rated value	0 ... 0 V
• at AC at 50 Hz rated value	0 ... 0 V
Holding power at AC minimum	0 W
Apparent pick-up power of magnet coil at AC	163 V·A
Apparent holding power of magnet coil at AC	5.5 V·A
Operating range factor control supply voltage rated value of magnet coil	0.85 ... 1.1
Percental drop-out voltage of magnet coil related to the input voltage	25 %
Switch-on delay time	21 ... 21 ms
Off-delay time	11 ... 11 ms

Overload relay

Product function	
• Overload protection	Yes
• Phase failure detection	Yes
• Phase unbalance	Yes
• Ground fault detection	Yes
• Test function	Yes
• External reset	Yes
Reset function	Manual, automatic and remote
(trip class)	Class 5 / 10 / 20 (factory set) / 30
Adjustable pick-up value current of the current-dependent overload release	3 ... 12 A
Make time with automatic start after power failure maximum	3 s
Relative repeat accuracy	1 %

Product feature Protective coating on printed-circuit board	Yes
Number of NC contacts of auxiliary contacts of overload relay	1
Number of NO contacts of auxiliary contacts of overload relay	1
Operating current of auxiliary contacts of overload relay <ul style="list-style-type: none"> • at AC at 600 V • at DC at 250 V 	5 A 1 A
Contact rating of auxiliary contacts of overload relay according to UL	5A@600VAC (B600), 1A@250VDC (R300)
Insulation voltage <ul style="list-style-type: none"> • with single-phase operation at AC rated value • with multi-phase operation at AC rated value 	600 V 300 V

Disconnect Switch

Rated response values of switch disconnecter	30A / 600V
Design of fuse holder	non-fusible
Operating class of the fuse link	non-fusible

Mounting/wiring

(mounting position)	vertical
(mounting type)	Surface mounting and installation
Type of connectable conductor cross-sections at line-side at AWG conductors single or multi-stranded	1x (14 ... 4 AWG)
Temperature of the conductor for supply maximum permissible	75 °C
Material of the conductor for supply	AL or CU
Type of electrical connection for load-side outgoing feeder	Screw-type terminals
Tightening torque [lbf·in] for load-side outgoing feeder	20 ... 20 lbf·in
Type of connectable conductor cross-sections at AWG conductors for load-side outgoing feeder single or multi-stranded	1x (14 ... 2 AWG)
Temperature of the conductor for load-side outgoing feeder maximum permissible	75 °C
Material of the conductor for load-side outgoing feeder	AL or CU
Type of electrical connection of magnet coil	Screw-type terminals
Tightening torque [lbf·in] at magnet coil	5 ... 12 lbf·in
Type of connectable conductor cross-sections of magnet coil at AWG conductors single or multi-stranded	2x (16 ... 12 AWG)
Temperature of the conductor at magnet coil maximum permissible	75 °C

Material of the conductor at magnet coil	CU
Type of electrical connection for auxiliary contacts	Screw-type terminals
Tightening torque [lbf-in] at contactor for auxiliary contacts	10 ... 15 lbf-in
Type of connectable conductor cross-sections at contactor at AWG conductors for auxiliary contacts single or multi-stranded	1x (12 AWG), 2x (16 ... 14 AWG), 2x (18 ... 16 AWG)
Temperature of the conductor at contactor for auxiliary contacts maximum permissible	75 °C
Material of the conductor at contactor for auxiliary contacts	CU
Type of electrical connection at overload relay for auxiliary contacts	Screw-type terminals
Tightening torque [lbf-in] at overload relay for auxiliary contacts	7 ... 10 lbf-in
Type of connectable conductor cross-sections at overload relay at AWG conductors for auxiliary contacts single or multi-stranded	2x (20 ... 14 AWG)
Temperature of the conductor at overload relay for auxiliary contacts maximum permissible	75 °C
Material of the conductor at overload relay for auxiliary contacts	CU

Short-circuit current rating

Design of the fuse link for short-circuit protection of the main circuit required	10kA@600V (Class H or K); 100kA@600V (Class R or J)
-----------------------------------------------------------------------------------	-----------------------------------------------------

Further information

Industrial Controls - Product Overview (Catalogs, Brochures,...)

www.usa.siemens.com/iccatalog

Industry Mall (Online ordering system)

<https://mall.industry.siemens.com/mall/en/us/Catalog/product?mfb=US2:17CUC92FS>

Service&Support (Manuals, Certificates, Characteristics, FAQs,...)

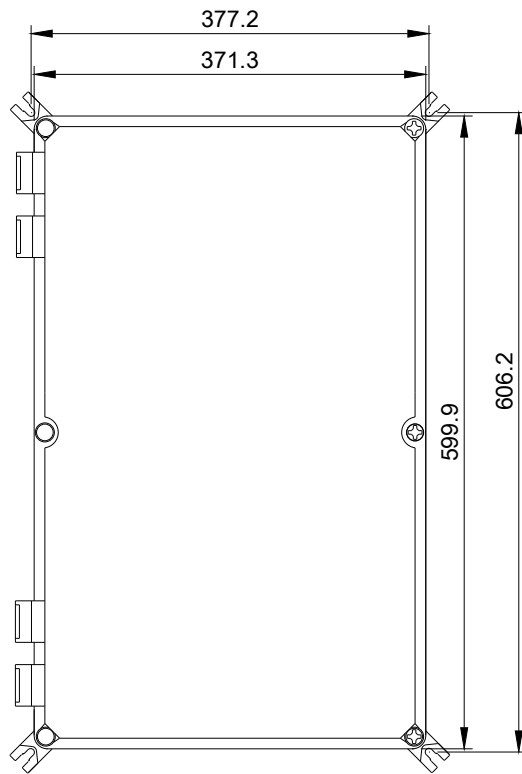
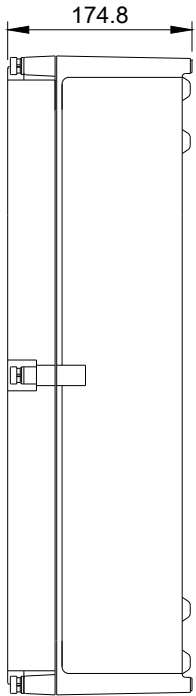
<https://support.industry.siemens.com/cs/US/en/ps/US2:17CUC92FS>

Image database (product images, 2D dimension drawings, 3D models, device circuit diagrams, EPLAN macros, ...)

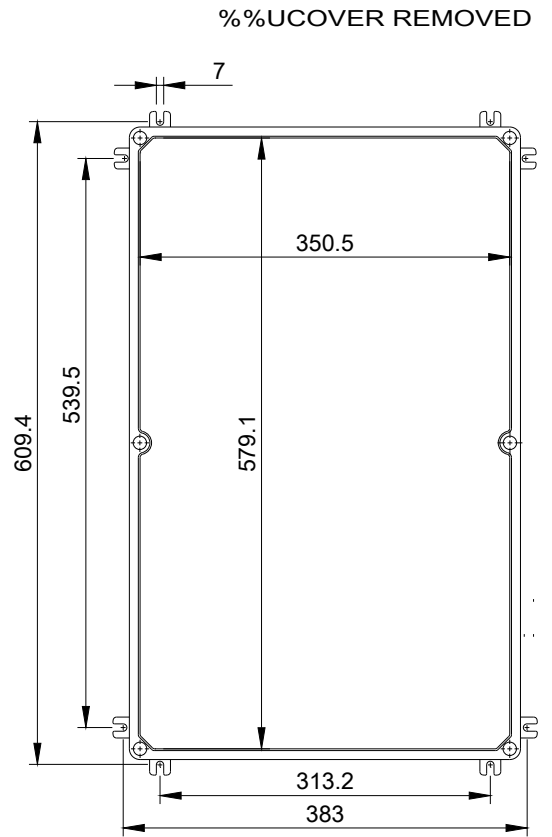
http://www.automation.siemens.com/bilddb/cax_de.aspx?mfb=US2:17CUC92FS&lang=en

Certificates/approvals

<https://support.industry.siemens.com/cs/US/en/ps/US2:17CUC92FS/certificate>



SEE FINISH AND LOG FOR LATCHING (4)



SEE FINISH AND LOG FOR LATCHING



D68782001

last modified:

05/08/2019