



Figure similar

Non-reversing motor starter Size 0 Three phase full voltage Amb  
compensate bimetal OLrelay Contactor amp rating 18Amp 380-  
440/440-480V 50/60HZ coil Combination type 3Amp circuit breaker  
Encl. NEMA type 4X Fiberglass Water/dust tight noncorrosive  
Standard width enclosure

General technical data	
Weight [lb]	33 lb
Height x Width x Depth [in]	24 × 15 × 7 in
Protection against electrical shock	NA for enclosed products
Installation altitude [ft] at height above sea level maximum	6560 ft
Ambient temperature [°F] during storage	-22 ... +149 °F
Ambient temperature [°F] during operation	-4 ... +104 °F
Ambient temperature during storage	-30 ... +65 °C
Ambient temperature during operation	-20 ... +40 °C
Country of origin	USA
Horsepower ratings	
Yielded mechanical performance [hp] for three-phase AC motor	
• at 200/208 V rated value	0.5 hp
• at 220/230 V rated value	0.5 hp
• at 460/480 V rated value	1 hp

- at 575/600 V rated value

1 hp

## Contactors

Number of NO contacts for main contacts	3
Operating voltage for main current circuit at AC at 60 Hz maximum	600 V
Operating current at AC at 600 V rated value	18 A
Mechanical service life (switching cycles) of the main contacts typical	10000000

## Auxiliary contact

Number of NC contacts at contactor for auxiliary contacts	0
Number of NO contacts at contactor for auxiliary contacts	1
Number of total auxiliary contacts maximum	8
Contact rating of auxiliary contacts of contactor according to UL	10A@600VAC (A600), 5A@600VDC (P600)

## Coil

Type of voltage of the control supply voltage	AC
Control supply voltage	
• at DC rated value	0 ... 0 V
• at AC at 60 Hz rated value	440 ... 480 V
• at AC at 50 Hz rated value	380 ... 440 V
Holding power at AC minimum	8.6 W
Apparent pick-up power of magnet coil at AC	218 V·A
Apparent holding power of magnet coil at AC	25 V·A
Operating range factor control supply voltage rated value of magnet coil	0.85 ... 1.1
Percental drop-out voltage of magnet coil related to the input voltage	50 %
Switch-on delay time	19 ... 29 ms
Off-delay time	10 ... 24 ms

## Overload relay

Product function	
• Overload protection	Yes
• Test function	Yes
• External reset	Yes
Reset function	Manual and automatic
Adjustment range of thermal overload trip unit	0.85 ... 1.15
Number of NC contacts of auxiliary contacts of overload relay	1
Number of NO contacts of auxiliary contacts of overload relay	1

Operating current of auxiliary contacts of overload relay	<ul style="list-style-type: none"> <li>• at AC at 600 V</li> <li>• at DC at 250 V</li> </ul>	10 A 5 A
Contact rating of auxiliary contacts of overload relay according to UL	10A@600VAC (A600), 5A@250VDC (P300)	

Enclosure		
Degree of protection NEMA rating of the enclosure	NEMA 4X fiberglass enclosure	
Design of the housing	Dust-tight, watertight & corrosion resistant	

Motor Circuit Protector (magnetic trip only)		
Operating current of motor circuit breaker rated value	3 A	
Adjustable pick-up value current of instantaneous short-circuit trip unit	10 ... 35 A	

Mounting/wiring		
(mounting position)	Vertical	
(mounting type)	Surface mounting and installation	
Type of electrical connection for supply voltage line-side	Box lug	
Type of connectable conductor cross-sections at line-side at AWG conductors single or multi-stranded	1x (14 AWG ... 10 AWG) or 1x (12 AWG ... 10 AWG)	
Temperature of the conductor for supply maximum permissible	75 °C	
Material of the conductor for supply	AL or CU	
Type of electrical connection for load-side outgoing feeder	Screw-type terminals	
Tightening torque [lbf·in] for load-side outgoing feeder	35 ... 50 lbf·in	
Type of electrical connection of magnet coil	Screw-type terminals	
Tightening torque [lbf·in] at magnet coil	5 ... 12 lbf·in	
Type of connectable conductor cross-sections of magnet coil at AWG conductors single or multi-stranded	2x (16 ... 12 AWG)	
Temperature of the conductor at magnet coil maximum permissible	75 °C	
Material of the conductor at magnet coil	CU	
Type of electrical connection for auxiliary contacts	Screw-type terminals	
Tightening torque [lbf·in] at contactor for auxiliary contacts	10 ... 15 lbf·in	
Type of connectable conductor cross-sections at contactor at AWG conductors for auxiliary contacts single or multi-stranded	1x (12 AWG), 2x (16 ... 14 AWG), 2x (18 ... 16 AWG)	
Temperature of the conductor at contactor for auxiliary contacts maximum permissible	75 °C	

Material of the conductor at contactor for auxiliary contacts	CU
Type of electrical connection at overload relay for auxiliary contacts	Screw-type terminals
Tightening torque [lbf·in] at overload relay for auxiliary contacts	5 ... 12 lbf·in
Type of connectable conductor cross-sections at overload relay at AWG conductors for auxiliary contacts single or multi-stranded	2x (16 ... 12 AWG)
Temperature of the conductor at overload relay for auxiliary contacts maximum permissible	75 °C
Material of the conductor at overload relay for auxiliary contacts	CU

#### Short-circuit current rating

Design of the short-circuit trip	Motor circuit protector (magnetic trip only)
Maximum short-circuit current breaking capacity (Icu)	
• at 240 V	100 kA
• at 480 V	100 kA
• at 600 V	25 kA

#### Further information

**Industrial Controls - Product Overview (Catalogs, Brochures,...)**

[www.usa.siemens.com/iccatalog](http://www.usa.siemens.com/iccatalog)

**Industry Mall (Online ordering system)**

<https://mall.industry.siemens.com/mall/en/us/Catalog/product?mlfb=US2:18CP92FAH91>

**Service&Support (Manuals, Certificates, Characteristics, FAQs,...)**

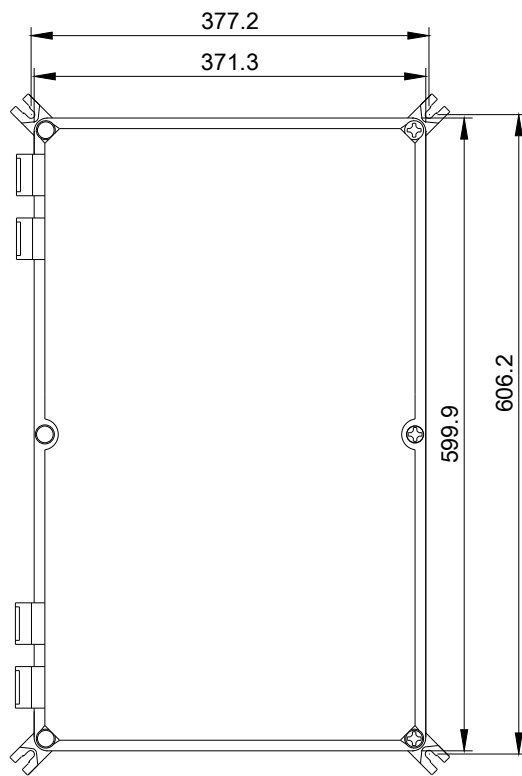
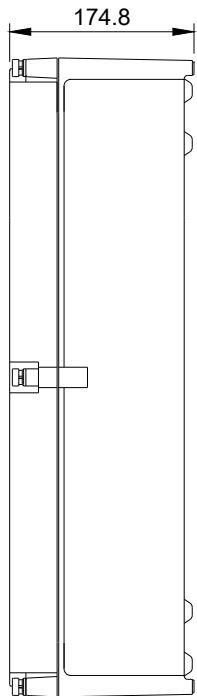
<https://support.industry.siemens.com/cs/US/en/ps/US2:18CP92FAH91>

**Image database (product images, 2D dimension drawings, 3D models, device circuit diagrams, EPLAN macros, ...)**

[http://www.automation.siemens.com/bilddb/cax\\_de.aspx?mlfb=US2:18CP92FAH91&lang=en](http://www.automation.siemens.com/bilddb/cax_de.aspx?mlfb=US2:18CP92FAH91&lang=en)

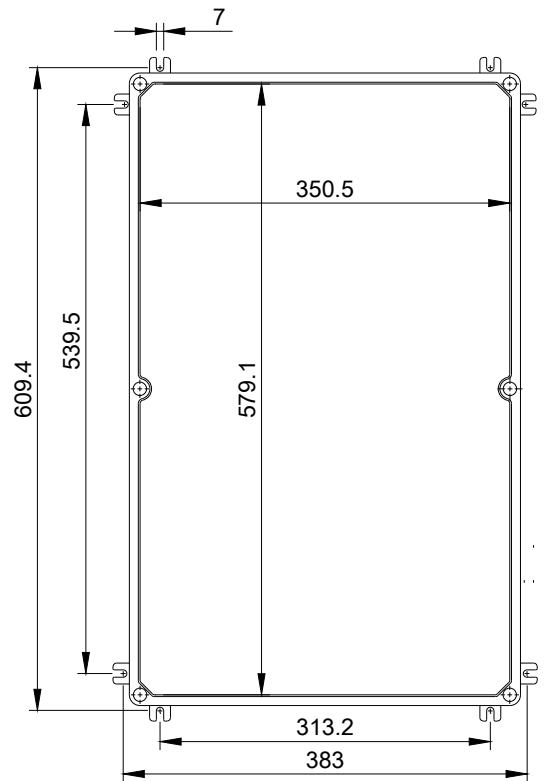
**Certificates/approvals**

<https://support.industry.siemens.com/cs/US/en/ps/US2:18CP92FAH91/certificate>

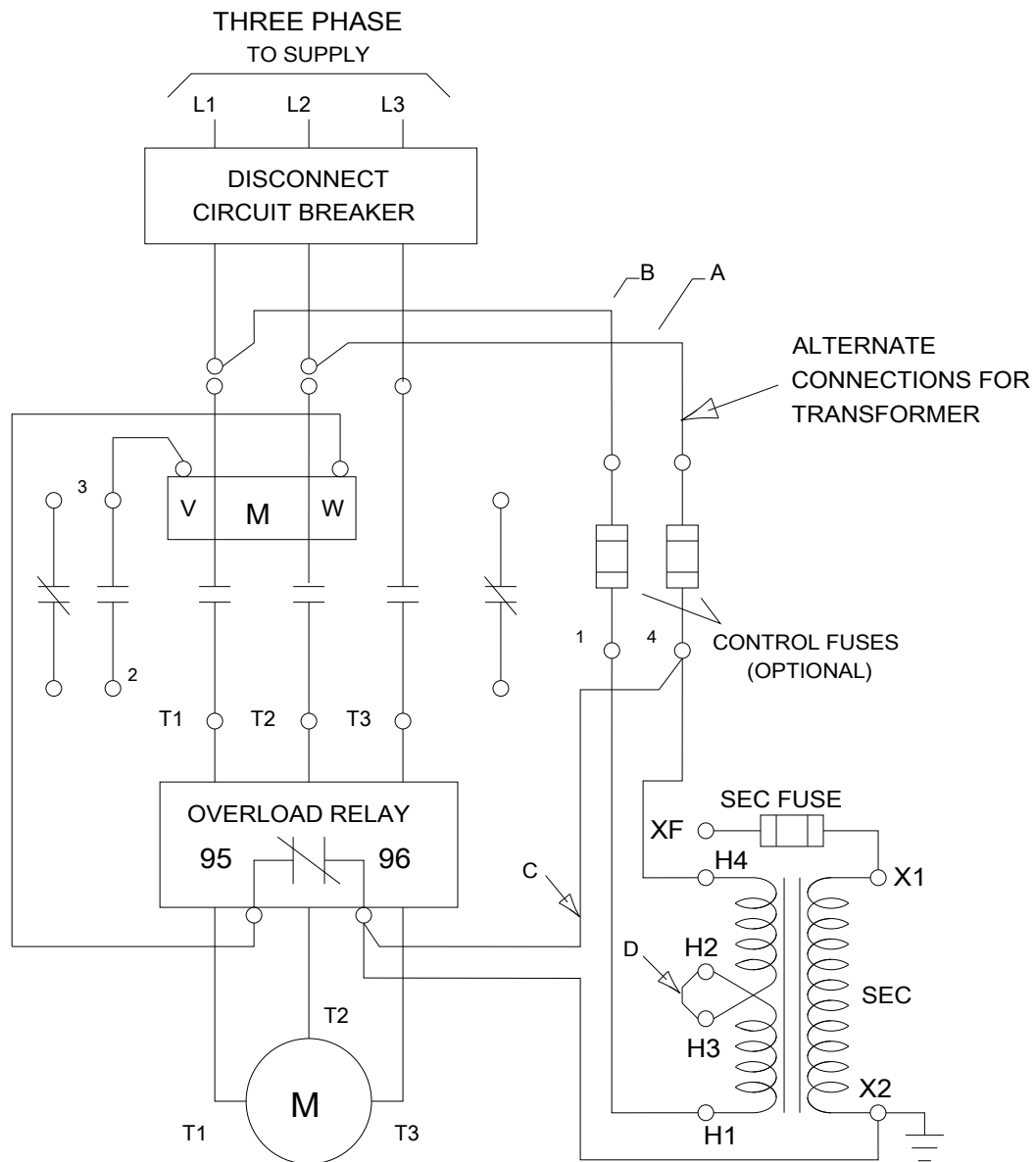


REFINISHED POLYMER (4)

%%UCOVER REMOVED



SEE FRONT SIDE VIEW FOR DIMENSIONS



D68782001

last modified:

05/09/2019