

Electrically held lighting contactor, Contactor amp rating 100A, 0 N.C. / 3 N.O. Poles, 208VAC 50/60HZ coil, Combination type, 100A/600V non-fuse disconnect, Enclosure NEMA type 12, Dust/drip proof for indoors



Figure similar

General technical data	
Weight [lb]	53 lb
Height x Width x Depth [in]	24 × 20 × 8 in
Protection against electrical shock	NA for enclosed products
Installation altitude [ft] at height above sea level maximum	6560 ft
Ambient temperature [°F] during storage	-67 ... +176 °F
Ambient temperature [°F] during operation	32 ... 104 °F
Ambient temperature during storage	-55 ... +80 °C
Ambient temperature during operation	0 ... 40 °C
Country of origin	USA
Contactor	
Number of NO contacts for main contacts	3
Number of NC contacts for main contacts	0
Operating voltage for main current circuit at AC at 60 Hz maximum	600 V
Mechanical service life (switching cycles) of the main contacts typical	10000000

Contact rating of the main contacts of lighting contactor	
<ul style="list-style-type: none"> • at tungsten (1 pole per 1 phase) rated value • at tungsten (2 poles per 1 phase) rated value • at tungsten (3 poles per 3 phases) rated value • at ballast (1 pole per 1 phase) rated value • at ballast (2 poles per 1 phase) rated value • at ballast (3 poles per 3 phases) rated value • at resistive load (1 pole per 1 phase) rated value • at resistive load (2 poles per 1 phase) rated value • at resistive load (3 poles per 3 phases) rated value 	<p>100A @277V 1p 1ph</p> <p>100A @480V 2p 1ph</p> <p>100A @480V 3p 3ph</p> <p>100A @600V 1p 1ph</p> <p>100A @600V 2p 1ph</p> <p>100A @600V 3p 3ph</p> <p>100A @600V 1p 1ph</p> <p>100A @600V 2p 1ph</p> <p>100A @600V 3p 3ph</p>

Auxiliary contact

Number of NC contacts at contactor for auxiliary contacts	0
Number of NO contacts at contactor for auxiliary contacts	0
Number of total auxiliary contacts maximum	8
Contact rating of auxiliary contacts of contactor according to UL	NA

Coil

Type of voltage of the control supply voltage	AC
Control supply voltage	
<ul style="list-style-type: none"> • at DC rated value • at AC at 60 Hz rated value • at AC at 50 Hz rated value 	<p>0 ... 0 V</p> <p>208 ... 208 V</p> <p>208 ... 208 V</p>
Apparent pick-up power of magnet coil at AC	300 V·A
Apparent holding power of magnet coil at AC	21 V·A
Operating range factor control supply voltage rated value of magnet coil	0.85 ... 1.1

Disconnect Switch

Rated response values of switch disconnector	100A / 600V
Design of fuse holder	non-fusible
Operating class of the fuse link	non-fusible

Enclosure

Degree of protection NEMA rating of the enclosure	NEMA 12 enclosure
Design of the housing	Dust tight and drip proof for indoors

Mounting/wiring

Mounting position	Vertical
(mounting type)	Surface mounting and installation

Type of electrical connection for supply voltage line-side	Box lug
Tightening torque [lbf·in] for supply	120 ... 120 lbf·in
Type of connectable conductor cross-sections at line-side at AWG conductors single or multi-stranded	1x (14 ... 1/0 AWG)
Temperature of the conductor for supply maximum permissible	75 °C
Material of the conductor for supply	AL or CU
Type of electrical connection for load-side outgoing feeder	Screw-type terminals
Tightening torque [lbf·in] for load-side outgoing feeder	36 ... 53 lbf·in
Type of connectable conductor cross-sections at AWG conductors for load-side outgoing feeder single or multi-stranded	2x (10 ... 1/0 AWG), 1x (10 ... 2/0 AWG)
Temperature of the conductor for load-side outgoing feeder maximum permissible	75 °C
Material of the conductor for load-side outgoing feeder	CU
Type of electrical connection of magnet coil	Screw-type terminals
Tightening torque [lbf·in] at magnet coil	7 ... 10 lbf·in
Type of connectable conductor cross-sections of magnet coil at AWG conductors single or multi-stranded	2x (18 ... 14 AWG)
Temperature of the conductor at magnet coil maximum permissible	75 °C
Material of the conductor at magnet coil	CU

Short-circuit current rating

Design of the fuse link for short-circuit protection of the main circuit required	100kA@600V (Class J)
---	----------------------

Further information

Industrial Controls - Product Overview (Catalogs, Brochures,...)

www.usa.siemens.com/iccatalog

Industry Mall (Online ordering system)

<https://mall.industry.siemens.com/mall/en/us/Catalog/product?mlfb=US2:LEDF2E003208B>

Service&Support (Manuals, Certificates, Characteristics, FAQs,...)


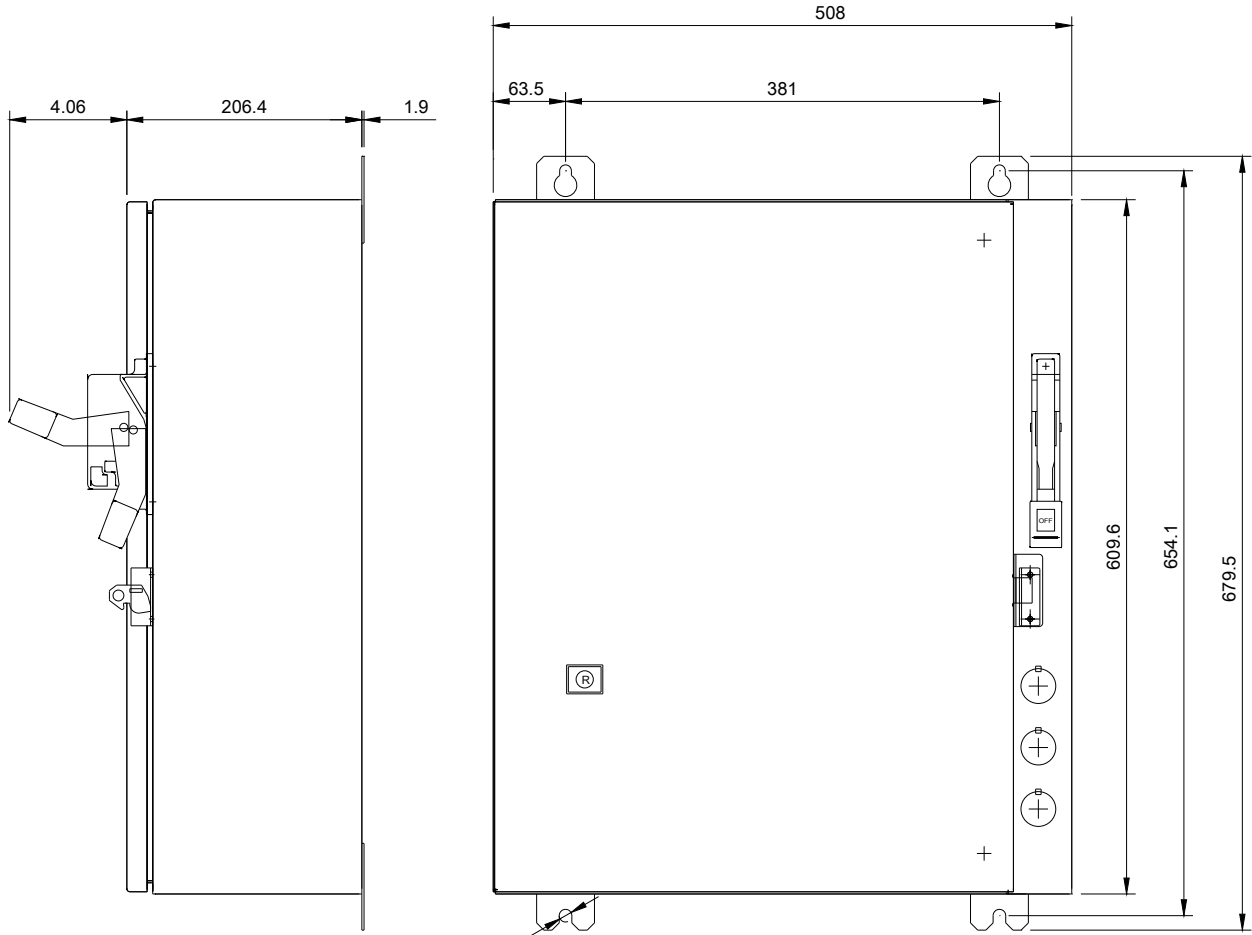
<https://support.industry.siemens.com/cs/US/en/ps/US2:LEDF2E003208B>

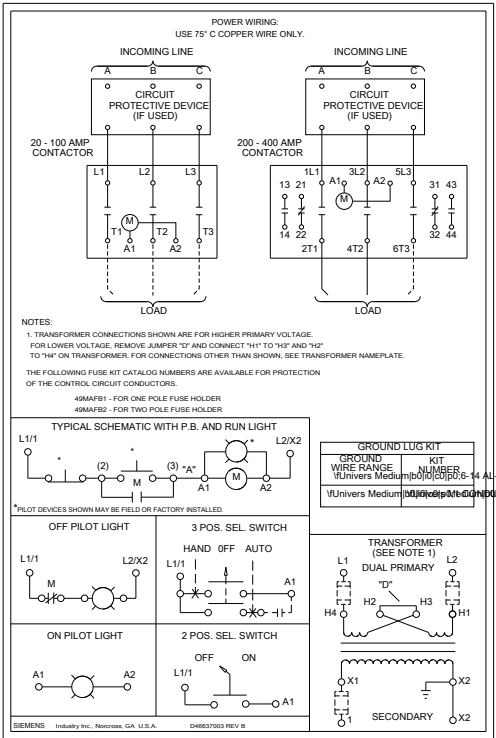
Image database (product images, 2D dimension drawings, 3D models, device circuit diagrams, EPLAN macros, ...)

http://www.automation.siemens.com/bilddb/cax_de.aspx?mlfb=US2:LEDF2E003208B&lang=en

Certificates/approvals

<https://support.industry.siemens.com/cs/US/en/ps/US2:LEDF2E003208B/certificate>





D46637003

last modified:

05/20/2019