


Enclosed Starters - ESWC Series





ESWC Series – Combination Starters; Rotary Breaker Disconnect

Versatile Starters for Various Applications

ESWC Series Combination Starters

High performance and optimized solutions for motor starting and control. WEG offers full voltage non-reversing combination starters, ESWC series, up to 250 HP at 460VAC (300A) with control power transformers for three-phase applications.

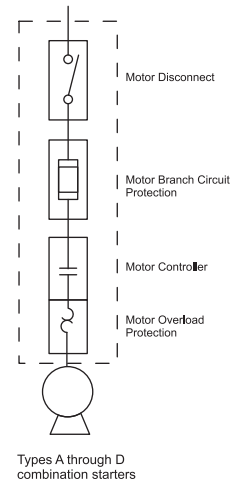


Standard Features

- Multi-Rated Enclosure Type: 1/3R/4/12
- Multi-Voltage Transformer: primary 208V/230V/460V – secondary 120V
- Branch Disconnect: rotary through-the-door handle
- Short-Circuit Protection: molded case circuit breaker
- Motor Control: magnetic IEC contactor
- Overload Protection: solid-state overload relay
 - *Selectable trip class 10, 20, 30
 - *(5:1) ratio adjustable current setting
- Standard Control Devices: START, STOP and RESET pushbuttons
- Custom control options available upon request

ESWC PART NUMBER CODE STRING MATRIX

Product Code	Contactor Size	Control Power Transformer (Pri/Sec) ¹	Control Options	Enclosure Type	Electronic Overload Range
ESWC	9 = 9 Amp	TM1 = 208/230/460V-120V ¹	A = RESET, START, STOP	9 = 1/3R/4/12	RE1 = 0.4 - 2.0 Amps
	12 = 12 Amp	T5 = 600V-120V	B = RESET, START, STOP, HOA		RE2 = 1.6 - 8.0 Amps
	18 = 18 Amp		C = RESET, START/STOP SELECTOR	RE3 = 5.0 - 25 Amps	
	25 = 38 Amp		D = RESET, STOP	RE4 = 8.0 - 40 Amps	
	38 = 38 Amp		E = RESET	RE5 = 14 - 56 Amps	
	65 = 65 Amp		I = NONE	RE6 = 28 - 112 Amps	
	105 = 105 Amp		J = RESET, START, STOP, RUN LIGHT	RE7 = 50 - 250 Amps	
	112 = 112 Amp		K = RESET, START, STOP, HOA, RUN LIGHT	RE8 = 85 - 420 Amps	
	150 = 150 Amp		S = RESET, START, HOA		



¹Wired for 480V primary from the factory. Instructions and fuses provided for 208V - 230V field conversion



ESWC Series – Full Voltage Non-Reversing Combination Starter
THREE-PHASE

- Branch Disconnect with Rotary Handle
- Start Stop Reset Control – Other Control Devices available as Options
- Magnetic Contactor and Solid State Overload
- Transformer 208,240 and 480vac Primary with 120vac Secondary, 600vac version also available

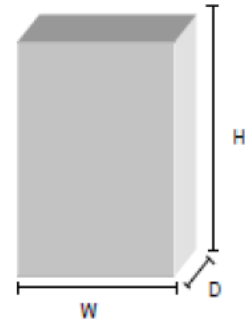
ESWC Series – Full Voltage Non-Reversing Combination Starter						
FEEDER VOLTAGE	Motor HP Range (HP)	Overload Range (A)	Metallic Enclosure Type 1/3R/4/12			Multiplier
			Catalog Number	List Price	Box Size	
208VAC	0.5 - 1.5	1.6-8.0	ESWC-9TM1A9-RE2	\$2,020	B-1	Z3
240VAC	0.5 - 2					
480VAC	0.75 - 5					
600VAC	1 - 5		ESWC-9T5A9-RE2			
208VAC	1.5 - 3	5.0-25.0	ESWC-12TM1A9-RE3	\$2,020	B-1	
240VAC	1.5 - 3					
480VAC	5 - 7.5					
600VAC	5 - 10		ESWC-12T5A9-RE3			
208VAC	3 - 5	5.0-25.0	ESWC-18TM1A9-RE3	\$2,070	B-1	
240VAC	3 - 5					
480VAC	7.5 - 10					
600VAC	10 - 15		ESWC-18T5A9-RE3			
208VAC	5 - 7.5	8.0-40.0	ESWC-25TM1A9-RE4	\$2,070	B-1	
240VAC	5 - 7.5					
480VAC	7.5 - 15					
600VAC	15 - 20		ESWC-25T5A9-RE4			
208VAC	7.5 - 10	8.0-40.0	ESWC-38TM1A9-RE4	\$2,255	B-1	
240VAC	7.5 - 10					
480VAC	15 - 25					
600VAC	20 - 30		ESWC-38T5A9-RE4			
208VAC	10 - 20	28-112	ESWC-65TM1A9-RE6	\$2,552	B-1	
240VAC	10 - 20					
480VAC	25 - 40					
600VAC	30 - 60		ESWC-65T5A9-RE6			
208VAC	20 - 30	28-112	ESWC105TM1A9-RE6	\$3,355	B-2	
240VAC	20 - 30					
480VAC	40 - 75					
600VAC	50 - 100		ESWC-105T5A9-RE6			
208VAC	30 - 50	50-250	ESWC-150TM1A9-RE7	\$5,400	B-3	
240VAC	30 - 50					
480VAC	75 - 125					
600VAC	75 - 150		ESWC-150T5A9-RE7			
208VAC	50 - 60	50-250	ESWC-180TM1A9-RE7	\$6,440	B-3	
240VAC	50 - 60					
480VAC	100 - 150					
600VAC	125 - 175		ESWC-180T5A9-RE7			
208VAC	60 - 100	85-420	ESWC-300TM1A9-RE8	\$7,500	B-3	
240VAC	60 - 125					
480VAC	150 - 250					
600VAC	175 - 300		ESWC-150T5A9-RE8			




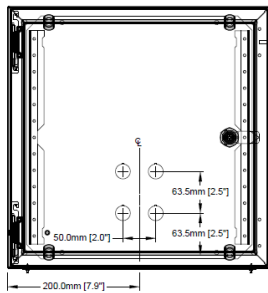
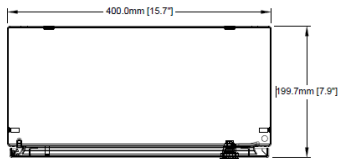
www.weg.net

Dimensions (in) - ESWC Series

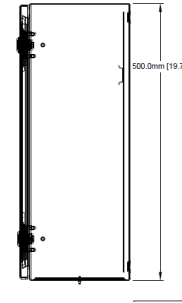
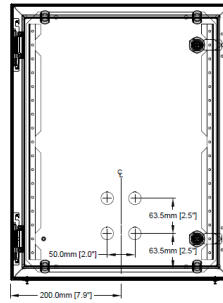
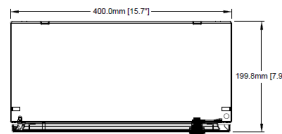
Enclosure Size	Dimensions (in/mm)		
	H	W	D
B1	15.75"/400mm	15.75"/400mm	7.87"/200mm
B2	19.69"/500mm	15.75"/400mm	7.87"/200mm
B3	31.5"/800mm	23.6"/600mm	11.8"/300mm



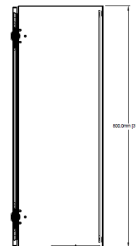
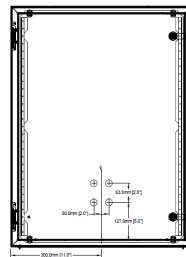
B1 Enclosure



B2 Enclosure



B3 Enclosure



WEG ELECTRIC CORP.
 6655 Sugarloaf Parkway
 Duluth, GA 30097
 Phone: 1-800-ASK-4WEG
 Fax: 678-249-1155
info-us@weg.net
www.weg.net

Please contact your authorized distributor:

