


WORK STATION ACCESSORIES

Monitor Mounting System

Designed for direct mounting of a flat screen monitor to the Slope Top Work Station window door. Made of steel and powder coated white. Mounting hardware is included.




Catalog No.	Product Code	List Price
SCE-STMMK	P2	37.28

Rack Mounting Angle (Type RA) - "U-Shape"

Designed for mounting 19" rack mount equipment. Order clip nut package (CN1032) to provide tapped holes. Made of heavy gauge steel and powder coated white. Mounting hardware is included.


Catalog No.	Length	Mounting Location	Quantity Per Kit	Product Code	List Price
SCE-60RA19WS	19.25	Top	2	C2	119.96
SCE-60RA24WS	28.00	Bottom	2	C2	125.17



Rack Mounting Angle (Type RP) - "L-Shape"

Designed for mounting 19" rack mount equipment. Order clip nut package (SCE-CN1032) to provide tapped holes. Made of heavy gauge steel and powder coated white. Mounting hardware is included.

Catalog No.	Length	Mounting Location	Quantity Per Kit	Product Code	List Price
SCE-60RP19WS	19.25	Top	2	C2	58.68
SCE-60RP24F6	26.25	Bottom	2	P2	62.09



Pencil Edge/Palm Rest

Designed as a palm rest or retainer for the keyboard surface of the work station. Made of heavy gauge steel and powder coated white. "SS" part made of Type 304 stainless steel with #4 brushed finish. Mounting hardware is included.

Catalog No.	Height (A)	Width (B)	Depth (C)	Product Code	List Price
SCE-STWSPL	0.56	26.00	2.00	C2	32.91
SCE-STWSPLSS	0.56	23.00	2.00	C2	114.00



Phone (989) 799-6871
Fax (989) 799-4524