

Enviroline® Series Wall-Mount Two-Door Enclosures With 3-Point Hardware

Application -

Designed to house electrical and electronic controls, instrumentation and components. For installation information, consult our Installation Manual at www.saginawcontrol.com. For outdoor applications a drip shield is recommended.

Construction -

- 0.075" carbon steel.
- Seams continuously welded and ground smooth.
- Flange trough collar around all sides of door opening.
- Collar studs provided for mounting optional panels.
- Removable center posts permit easy panel installation.
- Mounting holes in back of the enclosure for wall mounting.
- Mounting hardware, sealing washers and hole plugs included.
- Stainless steel concealed hinges.
- Removable and interchangeable doors.
- Black keylocking/padlocking handles.
- 3-point latching mechanism.
- Removable print pocket.
- Oil & water resistant gasket.
- Ground stud on door and body.

Options -

Optional mounting foot kit available (SCE-ELMFK6).

Finish -

ANSI-61 gray powder coated inside and out. Optional panels are powder coated white.


IS4 - Industry Standards -

NEMA Type 3R, 4, 12 & Type 13
UL Listed Type 3R, 4 & 12
CSA Type 3R, 4 & 12
IEC 60529 IP66

***Special Instructions apply for IS3, IS4 and IS6 to maintain the environmental rating of Type 3R for these parts. See the Special Instructions on the Industry Standards page in the Technical Information Section.

ENVIROLINE® SERIES WALL-MOUNT TWO-DOOR ENCLOSURES WITH 3-POINT HARDWARE

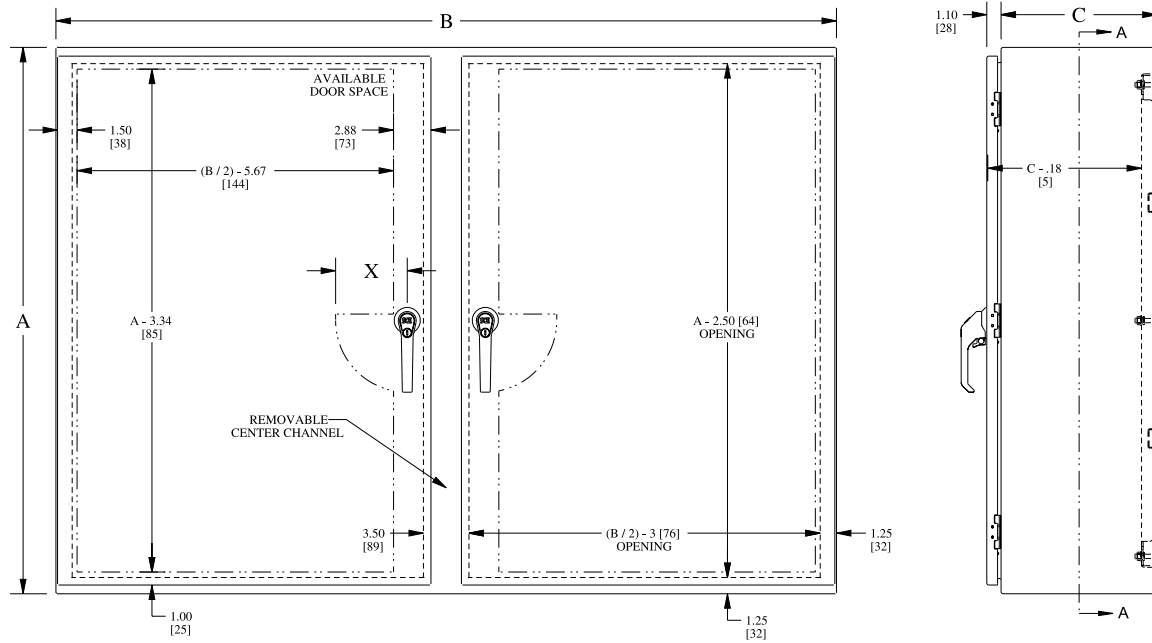
ENCLOSURE PRODUCT CODE A4						SUB-PANEL (P3)			
Catalog No.	Height (A)	Width (B)	Depth (C)	Industry Standard	List Price	Catalog No.	Panel Height (D)	Panel Width (E)	List Price
SCE-24EL4210WFLP	24.00	42.00	10.00	IS4	821.92	SCE-42P24	39.00	21.00	91.14
SCE-24EL4810WFLP	24.00	48.00	10.00	IS4	854.84	SCE-48P24	45.00	21.00	98.74
SCE-30EL4210WFLP	30.00	42.00	10.00	IS4	866.84	SCE-42P30	39.00	27.00	116.47
SCE-30EL4810WFLP	30.00	48.00	10.00	IS4	954.91	SCE-48P30	45.00	27.00	129.13
SCE-30EL6010WFLP	30.00	60.00	10.00	IS4	1,055.50	SCE-60P30	57.00	27.00	159.52
SCE-36EL4216WFLP	36.00	42.00	16.00	IS4	1,047.13	SCE-42P36	39.00	33.00	136.72
SCE-36EL4812WFLP	36.00	48.00	12.00	IS4	1,101.45	SCE-48P36	45.00	33.00	154.46
SCE-36EL6012WFLP	36.00	60.00	12.00	IS4	1,223.32	SCE-60P36	57.00	33.00	189.89
SCE-42EL4212WFLP	42.00	42.00	12.00	IS4	1,166.94	SCE-42P42	39.00	39.00	156.97
SCE-42EL4812WFLP	42.00	48.00	12.00	IS4	1,273.68	SCE-48P42	45.00	39.00	177.24
SCE-42EL6012WFALP	42.00	60.00	12.00	IS4	1,420.06	SCE-60BFP42	56.00	38.00	230.41
SCE-48EL4812WFLP	48.00	48.00	12.00	IS4	1,383.23	SCE-48P48	44.00	44.00	212.67



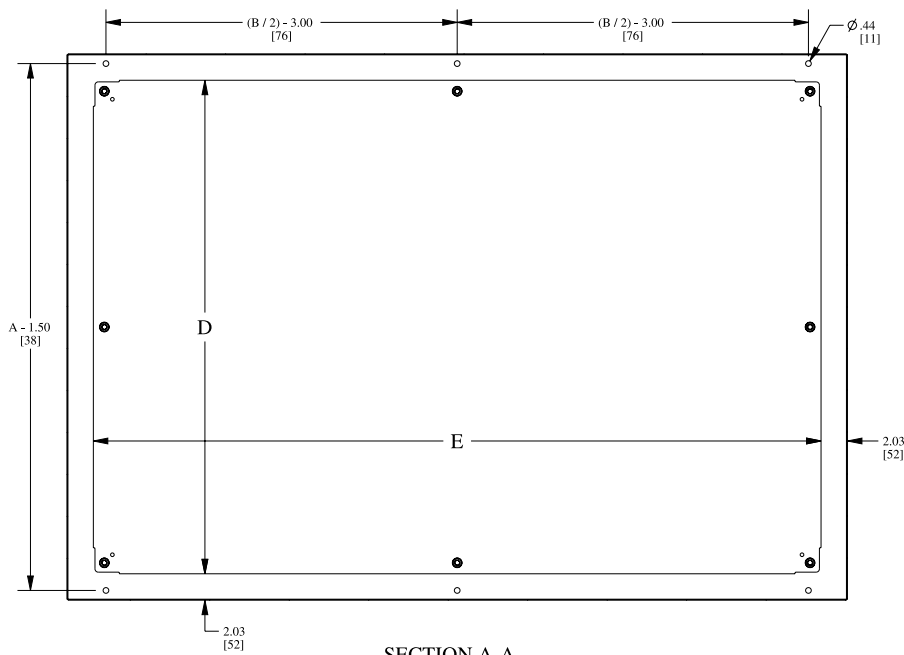
Phone (989) 799-6871
Fax (989) 799-4524



ENVIROLINE® SERIES WALL-MOUNT TWO-DOOR ENCLOSURES WITH 3-POINT HARDWARE TECHNICAL DATA



HANDLE NOTES:
 Enclosures ≤ 42.00 [1067] in height
 X = 5.50 [140] and uses 5.00 [127]
 key-locking/padlocking handle.
 Enclosures > 42.00 [1067] in height
 X = 6.75 [171] and uses 7.00 [178]
 key-locking/padlocking handle.



SECTION A-A