

## Clamp Fastened Single-Door Enclosures For Flange-Mounted Disconnects

### Application -

Designed to house most standard type disconnects. For installation information, consult our Installation Manual at [www.saginawcontrol.com](http://www.saginawcontrol.com). For outdoor application a drip shield is recommended.

### Construction -

- 0.075" carbon steel.
- Seams continuously welded and ground smooth.
- Continuous hinge with stainless steel hinge pin.
- Stainless steel clamps on three sides of door.
- Flange trough collar around all sides of door opening.
- Interior print pocket.
- Collar studs provided for mounting optional panels.
- Oil-resistant door gasket.
- Disconnect cutout provided on flange.
- Ground stud on door.
- No stiffener required.

**Disconnect switch (or circuit breaker) and operating mechanism are not furnished with this enclosure.**

### Finish -


ANSI-61 gray powder coated inside and out. Optional panels are powder coated white.

### IS2 - Industry Standards -

- NEMA Type 4, 12 & Type 13
- UL Listed Type 4 & 12
- CSA Type 4 & 12
- IEC 60529 IP66

## CLAMP FASTENED SINGLE-DOOR ENCLOSURES FOR FLANGE-MOUNTED DISCONNECTS

ENCLOSURE PRODUCT CODE A3						SUB-PANEL (P3)			
Catalog No.	Height (A)	Width (B)	Depth (C)	Industry Standard	List Price	Catalog No.	Panel Height (D)	Panel Width (E)	List Price
SCE-24HS2108LP	24.00	21.38	8.00	IS2	456.48	SCE-24P20	21.00	17.00	45.57
SCE-24HS2508LP	24.00	25.38	8.00	IS2	494.10	SCE-24P24	21.00	21.00	53.18
SCE-30HS2508LP	30.00	25.38	8.00	IS2	546.77	SCE-30P24	27.00	21.00	63.29
SCE-36HS2508LP	36.00	25.38	8.00	IS2	601.95	SCE-36P24	33.00	21.00	75.96
SCE-36HS3108LP	36.00	31.38	8.00	IS2	677.19	SCE-36P30	33.00	27.00	101.27
SCE-36HS3112LP	36.00	31.38	12.00	IS2	749.93	SCE-36P30	33.00	27.00	101.27
SCE-42HS3112LP	42.00	31.38	12.00	IS2	822.67	SCE-42P30	39.00	27.00	116.47
SCE-42HS3712LP	42.00	37.38	12.00	IS2	915.47	SCE-42P36	39.00	33.00	136.72
SCE-48HS3712LP	48.00	37.38	12.00	IS2	995.72	SCE-48P36	45.00	33.00	154.46
SCE-60HS3712LP	60.00	37.38	12.00	IS2	1,158.75	SCE-60P36	57.00	33.00	189.89

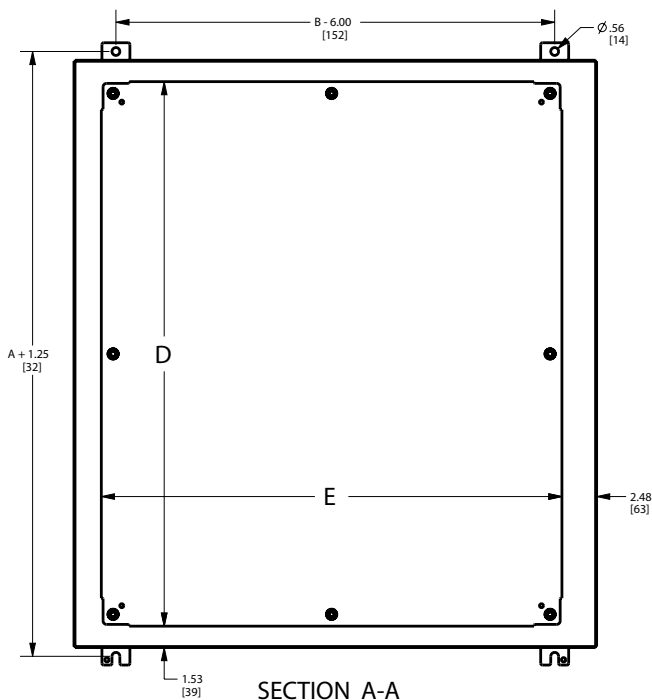
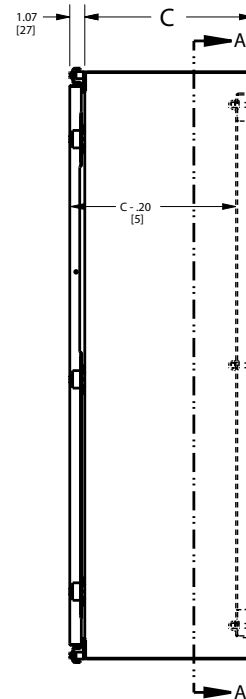
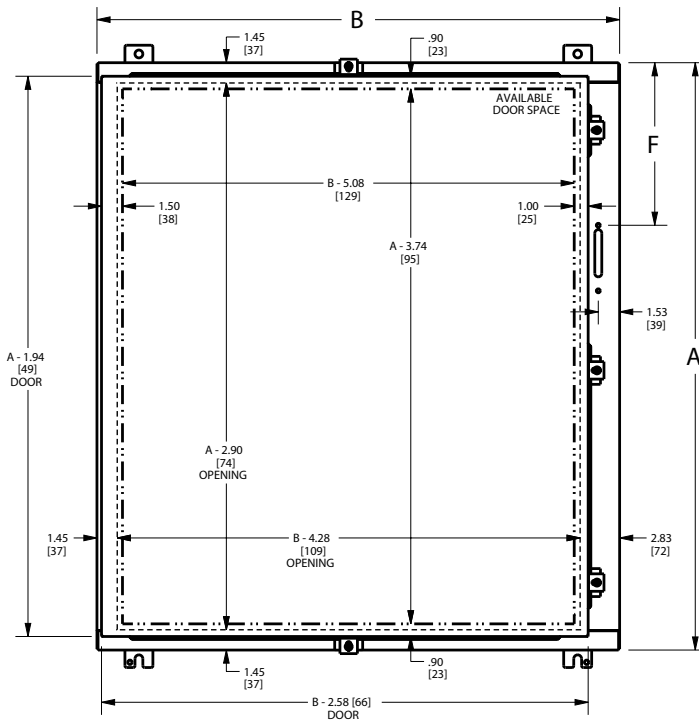


Phone (989) 799-6871  
Fax (989) 799-4524



# CLAMP FASTENED SINGLE-DOOR ENCLOSURES FOR FLANGE-MOUNTED DISCONNECTS

## TECHNICAL DATA



DISCONNECT NOTES:  
 F = 8.63 [219] when C = 8.00 [203]  
 F = 11.63 [295] when C = 12.00 [304]

CLAMPING NOTE:  
 Enclosures < 27.00 [686] in height require two clamps on door.  
 Enclosures ≥ 27.00 [686] in height require three clamps on door.  
 Omit center clamp top and bottom of door when door width is ≤ 30.00 [762]