


## Accessories

### Front Mounting Auxiliary Contact Block - ACBF

For use with		Auxiliary Contacts		Catalog Number	List Price	Multiplier
		NO	NC			
MPW18 MPW40 <sup>1</sup> MPW65		1	1	ACBF-11	\$20	Z4
MPW100				ACBF-11 MPW100	\$35	Z4

### Left side Auxiliary Contact Block - ACBS

For use with		Auxiliary Contacts		Catalog Number	List Price	Multiplier
		NO	NC			
MPW18 MPW40 <sup>1</sup> MPW65 <sup>1</sup>		1	1	ACBS-11	\$22	Z4
		2	-	ACBS-20		
		-	2	ACBS-02		
MPW100		1	1	ACBS-11 MPW100	\$27 <sup>2</sup>	Z4
		2	-	ACBS-20 MPW100		
		-	2	ACBS-02 MPW100		

Note:

<sup>1</sup> The following accessories can be assembled at the same time: 1 ACBF + 1 URMP/SRMP + 1 TSB-22 or 1 ACBS + 1 URMP/SRMP + 1 TSB-22


<sup>2</sup> Unit list price. Product sold in multiples of 2 units

# Motor Protectors


MPW

## Accessories

### Trip Signalling Block - TSB-22

For use with		Description	Catalog Number	List Price	Multiplier
MPW40 <sup>1</sup> MPW65 <sup>1</sup>		<ul style="list-style-type: none"> <li>- Equipped with 2 auxiliary contacts (1NO + 1NC) for overload trip signalling and 2 other auxiliary contacts (1NO + 1NC) for short-circuit trip signalling.</li> <li>- To reset the MPW after a short-circuit, the blue flag must be manually reset after the cause of the failure has been solved.</li> <li>- Left side auxiliary contacts can be assembled together with the trip signalling block.</li> <li>- Left side assembly only</li> </ul>	TSB-22	\$38	Z4
MPW100		<ul style="list-style-type: none"> <li>- Equipped with 2 auxiliary contacts (1NO + 1NC) for short-circuit trip signalling.</li> <li>- Left side assembly only</li> </ul>	TSB SC-11 MPW100	\$38 <sup>2</sup>	Z4


### Undervoltage Release - URMP

For use with		Voltage	Catalog Number	List Price	Multiplier
MPW18 <sup>1</sup> MPW40 <sup>1</sup> MPW65 <sup>1</sup>		208V 60Hz 24V 50/60Hz 400-415V 50Hz / 480V 60Hz 110V 50Hz / 120V 60Hz 240V 60Hz	URMP V23 URMP D02 URMP V47 URMP V18 URMP V30	\$56	Z4
MPW100		Note: - Operating voltage > 0,85 x Ue - Non operating voltage 0,35...0,7 x Ue	URMP V18 MPW100 URMP V33 MPW100 URMP V43 MPW100	\$56	Z4

Note: <sup>1</sup> The following accessories can be assembled at the same time: 1 ACBF + 1 URMP/SRMP + 1 TSB-22 -B or 1 ACBS + 1 URMP/SRMP + 1 TSB-22-B

<sup>2</sup> Unit list price. Product sold in multiples of 2 units

### Shunt Release - SRMP


For use with		Voltage	Catalog Number	List Price	Multiplier
MPW18 <sup>1</sup> MPW40 <sup>1</sup> MPW65 <sup>1</sup>		20-24V 50/60Hz 100-127V 50/60Hz 200-240V 50/60Hz	SRMP D51 SRMP D59 SRMP D65	\$56	Z4
MPW100		Note: - Operating voltage > 0.7 x Ue	SRMP V18 MPW100 SRMP V33 MPW100	\$56	Z4

Note: <sup>1</sup> The following accessories can be coupled at the same time:

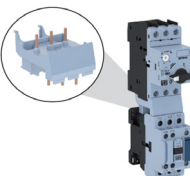
1 ACBF + 1 URMP/SRMP + 1 TSB or 1 ACBS + 1 URMP/SRMP + 1 TSB

## Accessories




### Link modules for manual motor protector assembly + contactors – ECCMP

For use with		Description	Contactors	Catalog Number	List Price	Multiplier
MPW18		<ul style="list-style-type: none"> <li>- For direct connection (electrical and mechanical) of motor circuit breakers to contactors.</li> <li>Note:</li> <li>- Not applicable to CWM contactors with DC coils.</li> </ul>	CWC07...16 CWC025	<a href="#">ECCMP-C016</a> <a href="#">ECCMP-C025</a>	\$20	Z4
MPW40			CWC07...16 CWM9...25 CWM32...40	<a href="#">ECCMP-C0</a> <a href="#">ECCMP-25</a> <a href="#">ECCMP-32</a>		

### Connector Links for MPW18/40 & CWB Contactors

For use with		Description	Contactors	Catalog Number	List Price	Multiplier
MPW18		For direct connection (electrical and mechanical) of motor circuit breakers to contactors.	CWB9...38 AC coil	<a href="#">ECCMP-18B38</a>	\$20	Z4
MPW40			CWB9...38 AC coil	<a href="#">ECCMP-40B38</a>	\$25	
			CWB9...38 DC coil	<a href="#">ECCMP-40B38DC</a>		

### Standard IEC Enclosure - PE




For use with		Description	Terminals	Handle color	Catalog Number	List Price	Multiplier
MPW18		<ul style="list-style-type: none"><li>- Degree of protection: IP66</li><li>- Two cable entry knockouts, top and bottom</li><li>- Allows installing: MPW18 + ACBF11/PL lamps + ACBS</li></ul>	With neutral and ground terminals	-	PE66GN	\$45	Z4
MPW40		<ul style="list-style-type: none"><li>- Degree of protection: IP55</li><li>- Allows installing: MPW40 + ACBF11/PL lamps + ACBS</li><li>- Two cable entry knockouts, top and bottom</li><li>- Handle can be locked with up to 3 padlocks at OFF position.</li></ul>	With neutral and ground terminals	Black	PE55GN	\$45	
				Red with yellow background	PE55GNE	\$45	Z4

# Motor Protectors

## MPW


### Accessories

#### Through-the-door Rotary Handle - RMMP and MRX




For use with		Description	Handle color	Catalog Number	Price List	Multiplier
MPW40		<ul style="list-style-type: none"><li>- Degree of protection IP55/NEMA1;</li><li>- Shows MPW position "I"(ON) or "O"(OFF);</li><li>- Panel door can only be opened in OFF position;</li><li>- Adjustable shaft length. There are 2 standard shaft sizes: 130-155mm (Model 130) and 330-355mm (Model 330). To assemble the handle on the MPW the shaft must have a length of at least 80mm;</li><li>- Up to 3 padlocks can be used in the OFF position. This blocks MPW operation and panel door opening;</li><li>- Handle can be mounted on panels with thickness of 1 to 5mm;</li><li>- Handle can be assembled even with MPW turned in 90° position</li></ul>	Gray/Black	<a href="#">RMMP-130</a>	\$70	Z4
				<a href="#">RMMP-330</a>	\$85	
			Red/Yellow	<a href="#">RMMP-130E</a>	\$70	
				<a href="#">RMMP-330E</a>	\$85	
			Gray/Black	<a href="#">RMMP65-130</a>	\$60	
				<a href="#">RMMP65-330</a>	\$70	
MPW65		<a href="#">RMMP65-130E</a>	\$60			
	Red/Yellow	<a href="#">RMMP65-330E</a>	\$70			
MPW100		<ul style="list-style-type: none"><li>- Degree of protection NEMA1;</li><li>- Shows MPW position "I"(ON) or "O"(OFF);</li><li>- Panel door can be opened at ON position (thermometry) by defeating mechanism;</li><li>- Adjustable shaft length. There are 2 standard shaft sizes: 115mm (Model 115) and 315mm (Model 315). To assemble the handle to the MPW, the shaft must have a min. length of at least 80mm;</li><li>- Up to 3 padlocks can be used in the OFF position. This blocks the MPW operation and opens panel door.</li></ul>	Gray/Black	<a href="#">MR MPW100-115</a>	\$100	
			Gray/Black	<a href="#">MR MPW100-315</a>	\$115	
MPW40		<ul style="list-style-type: none"><li>- Panel door can be opened in ON position (thermometry) by defeating mechanism.</li><li>- Degree of protection: IP65/NEMA 4X</li><li>- Shows MPW position "I"(ON) or "O"(OFF)</li><li>- Adjustable shaft length. There are 2 standard shaft sizes: 130-155mm (Model 130) and 330-355mm (Model 330). To assemble the handle ON the MPW the shaft must have a length of at least 80mm</li><li>- Up to 3 padlocks can be used in the OFF position. This blocks MPW operation and opens panel door. Handle can be mounted on panels with thickness of 1 to 5mm</li></ul>	Gray/Black	<a href="#">MRX-130</a>	\$105	Z4
				<a href="#">MRX-330</a>	\$115	
MPW65			Red/Yellow	<a href="#">MRX-130E</a>	\$105	
				<a href="#">MRX-330E</a>	\$115	
			Gray/Black	<a href="#">MRX65-130</a>	\$120	
				<a href="#">MRX65-330</a>	\$130	
			Red/Yellow	<a href="#">MRX65-130E</a>	\$120	
				<a href="#">MRX65-330E</a>	\$130	
MPW100			Gray/Black	<a href="#">MRX100-130-E</a>	\$130	
			Red/Yellow	<a href="#">MRX100-130-E</a>	\$130	

## Accessories

### Large IEC Enclosure - LPE55

For use with		Description	Terminals	Handle color	Catalog Number	List Price	Multiplier
MPW40		<ul style="list-style-type: none"> <li>- Degree of protection: IP55</li> <li>- For use with MPW40 + URMP/SRMP + ACBF11 + ACBS + PL lamps</li> <li>- Two cable entry knockouts, top and bottom</li> <li>- Handle can be locked with up to 3 padlocks at OFF position.</li> </ul>	With neutral and ground terminals	Black	LPE55GN	\$55	Z4
				Red with yellow background	LPE55GN-E		

### Manual Motor Protector mounting adapter - MA

For use with	MPW40	Description	Contactors	Catalog Number	List Price	Multiplier
MPW40		Used for direct on line starters  45mm width	CWC07...25 CWM9...CWM25	MA45DOL	\$40	Z4
MPW40		Used for reversing starters  90mm width	2 x CWC07...25 2x CWM9...CWM25	MA90RVS	\$50	
MPW40		Used for star-delta motor starters  90mm width	2 x CWC07...25 2x CWM9...CWM25	MA90SDS	\$85	


Motor Protectors





MPW

Accessories


Insulators - IB

For use with		Description	Catalog Number	List Price	Multiplier
MPW100		Insulators for increasing creepage distance and clearances according to UL requirements.	IB MPW100	\$30	Z4


Three-phase feeder terminal – FTBBS and LST25

For use with		Description	Catalog Number	List Price	Multiplier
MPW18 MPW40		<ul style="list-style-type: none"> <li>- For feeding the feeder terminals;</li> <li>- Rated insulation voltage: 690VAC;</li> <li>- I<sub>e</sub>: 63A;</li> <li>- Terminals: 6-25mm<sup>2</sup> rigid wire and 6-16mm<sup>2</sup> flexible wire with terminal.</li> </ul>	FTBBS	\$35	Z4
MPW40		<ul style="list-style-type: none"> <li>- Block module for “Type E” Combination motor Controller” in accordance with UL (LST25+MPW+TSB-22-B);</li> <li>- Rated insulation voltage: 690VAC;</li> <li>- I<sub>e</sub>: 63A.</li> <li>- Terminals: 8-20AWG.</li> </ul>	LST25	\$42	

Three-phase feeder terminals for MPW without side auxiliary contacts – BBS45


For use with		Description	Numbers of MPW	Catalog Number	List Price	Multiplier
MPW18 MPW40		<ul style="list-style-type: none"> <li>- For parallel blocking of side-by-side mounted MPW, without side auxiliary contacts;</li> <li>- Enables the use of frontal auxiliary contact block ACBF-11;</li> <li>- U<sub>e</sub>: 690VAC</li> <li>- I<sub>e</sub>: 63A</li> </ul>	2	BBS45-2	\$32	Z4
			3	BBS45-3	\$35	
			4	BBS45-4	\$45	
			5	BBS45-5	\$60	

Three-phase feeder terminals for MPW with side auxiliary contacts – BBS54


For use with		Description	Numbers of MPW	Catalog Number	List Price	Multiplier
MPW18 MPW40		<ul style="list-style-type: none"> <li>- For parallel blocking of side-by-side mounted MPW;</li> <li>- Enables the use of frontal auxiliary contact block ACBF-11 and side auxiliary contact block ACBS;</li> <li>- U<sub>e</sub>: 690VAC;</li> <li>- I<sub>e</sub>: 63A.</li> </ul>	2	BBS54-2	\$32	Z4
			3	BBS54-3	\$35	
			4	BBS54-4	\$45	
			5	BBS54-5	\$60	

## Accessories


## Current Limiter - CLT32

For use with		Description	Catalog Number	List Price	Multiplier
MPW40		<p>- For protecting electrical circuits where extra high short-circuit breaking capacity is required: 100kA @ 480VAC</p> <p>Note: This accessory must be used together with a MPW motor protector.</p>	CLT32 MPW40	\$100	Z4


## Shroud for unused terminals – CSD

For use with		Description	Catalog Number	List Price	Multiplier
BBS45 BBS54		Protection against direct contact on unused terminals on energized BBS45 and BBS54 three-phase feeder terminals.	CSD	\$10 <sup>1</sup>	Z4

## Scale Cover - SCMP

For use with		Description	Catalog Number	List Price	Multiplier
MPW18 MPW40 MPW65		Protects the current adjustment dial against direct contact while enabling the set current to be viewed.	SCMP	\$5	Z4

## Push-in-lugs - PLMP

For use with		Description	Catalog Number	List Price	Multiplier
MPW18 MPW40 MPW65		For direct assembly of motor protective circuit breaker onto any surface using screws.	PLMP	\$0.50	Z4

Notes: <sup>1</sup> Unit list price. Product sold in multiples of 5 units.