

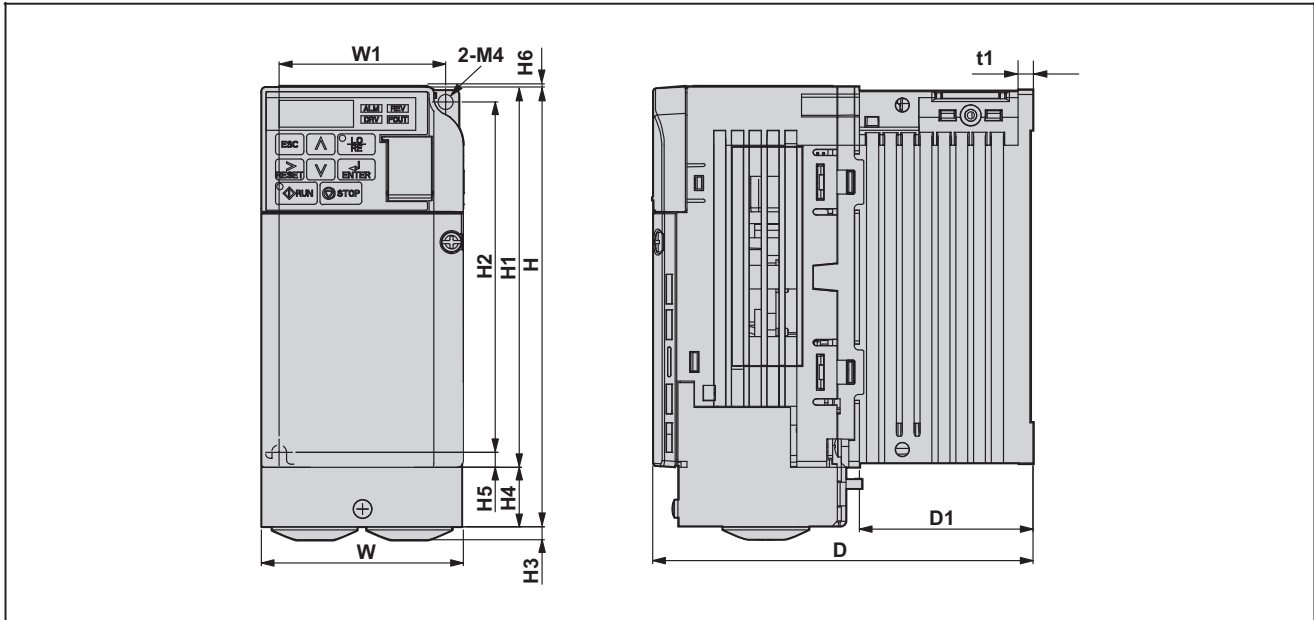
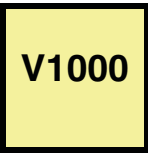
Dimensions and Data

Rated Input Voltage	Drive Model Number CIMR-VU	Normal Duty		Heavy Duty		Physical Dimensions (in.)			Mounting Dimensions		Weight (lbs.) ⁽¹⁾	Drawing Number DD.V1K.FR_
		Rated Output Current (Amps)	Nominal HP	Rated Output Current (Amps)	Nominal HP	H	W	D	H1	W1		
200-240V 1-Phase	BA0001_A	1.2	1/8 & 1/4	0.8	1/8	5.89	2.68	2.99	5.10	2.20	1.8	1
	BA0002_A	1.9	1/4	1.6	1/4	5.89	2.68	2.99	5.10	2.20	1.8	1
	BA0003_A	3.3	1/2 & 3/4	3.0	1/2	5.89	2.68	4.65	5.10	2.20	2.6	3
	BA0006_A	6.0	1	5.0	3/4 & 1	5.89	4.25	5.41	5.10	3.78	4.2	8
	BA0010_A	9.6	2 & 3	8.0	2	5.89	4.25	6.06	5.10	3.78	4.4	10
	BA0012_A	12.0	3	11.0	3	6.02	5.51	6.42	5.24	5.04	5.7	12
	BA0018_A	17.5	5	17.5	5	6.02	6.69	7.09	5.24	6.22	6.6	13
200-240V 3-Phase	2A0001_A	1.2	1/8 & 1/4	0.8	1/8	5.89	2.68	2.99	5.10	2.20	1.8	1
	2A0002_A	1.9	1/4	1.6	1/4	5.89	2.68	2.99	5.10	2.20	1.8	1
	2A0004_A	3.5	1/2 & 3/4	3	1/2	5.89	2.68	4.25	5.10	2.20	2.4	2
	2A0006_A	6.0	1	5	3/4 & 1	5.89	2.68	5.04	5.10	2.20	2.9	4
	2A0010_A	9.6	2 & 3	8	2	5.89	4.25	5.08	5.10	3.78	4.2	7
	2A0012_A	12.0	3	11	3	5.89	4.25	5.41	5.10	3.78	4.2	8
	2A0020_A	19.6	5	17.5	5	6.02	5.51	5.63	5.24	5.04	5.7	11
	2A0030_A	30.0	7.5 & 10	25.0	7.5	10.00	5.51	5.51	9.76	4.80	8.4	14
	2A0040_A	40.0	10	33.0	10	10.00	5.51	5.51	9.76	4.80	8.4	14
	2A0056_A	56.0	20	47.0	15	11.42	7.09	6.42	11.18	6.30	12.1	16
	2A0069_A	69.0	25	57.5	20	14.09	8.66	7.36	13.23	7.56	20.2	17
380-480V 3-Phase	4A0001_A	1.2	1/2	1.2	1/2	5.89	4.25	3.19	5.10	3.78	2.6	5
	4A0002_A	2.1	3/4 & 1	1.8	3/4	5.89	4.25	3.90	5.10	3.78	3.1	6
	4A0004_A	4.1	2	3.4	1 & 2	5.89	4.25	5.41	5.10	3.78	3.5	8
	4A0005_A	5.4	3	4.8	3	5.89	4.25	6.06	5.10	3.78	4.2	9
	4A0007_A	6.9	4	5.5	3	5.89	4.25	6.06	5.10	3.78	4.2	9
	4A0009_A	8.8	5	7.2	4	5.89	4.25	6.06	5.10	3.78	4.2	9
	4A0011_A	11.1	7.5	9.2	5	6.02	5.51	5.63	5.24	5.04	5.7	11
	4A0018_A	18.0	10	15.0	7.5 & 10	10.00	5.51	5.51	9.21	4.80	8.4	14
	4A0023_A	24.0	15	19.2	10	10.00	5.51	5.51	9.21	4.80	8.4	14
	4A0031_A	31.0	20	25.8	15	11.42	7.09	5.63	10.63	6.30	11.4	15
	4A0038_A	38.0	25	31.7	20	11.42	7.09	6.42	10.63	6.30	12.1	16

(1) This data represents the drive weight only, not shipping weight.

Dimension Drawing

DD.V1000.01
V1000 NEMA 1



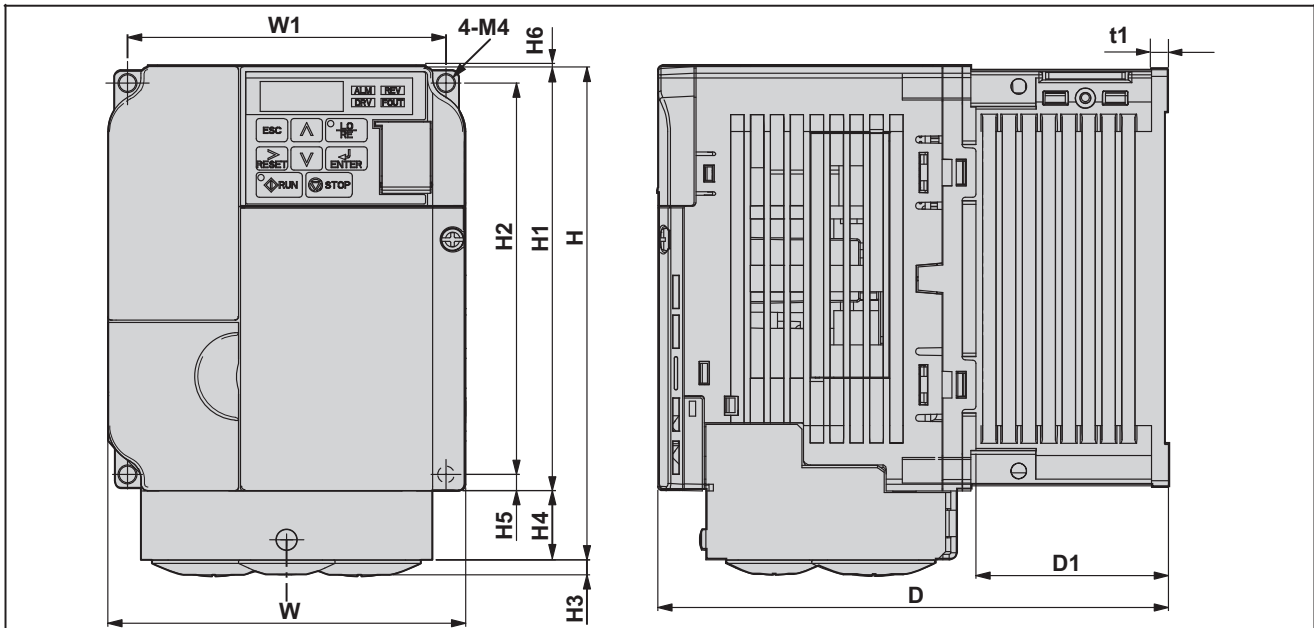
Voltage Class	Drive Model CIMR-VU	Dimensions (in)												
		W1	H2	W	H1	D	t1	H5	D1	H	H4	H3	H6	Weight (lb.)
Single-Phase 200 V Class	BA0001F	2.20	4.65	2.68	5.03	2.99	0.12	0.20	0.26	5.89	0.79	0.16	0.06	1.8
	BA0002F	2.20	4.65	2.68	5.03	2.99	0.12	0.20	0.26	5.89	0.79	0.16	0.06	1.8
	BA0003F	2.20	4.65	2.68	5.03	4.65	0.20	0.20	1.54	5.89	0.79	0.16	0.06	2.6
Three-Phase 200 V Class	2A0001F	2.20	4.65	2.68	5.03	2.99	0.12	0.20	0.26	5.89	0.79	0.16	0.06	1.8
	2A0002F	2.20	4.65	2.68	5.03	2.99	0.12	0.20	0.26	5.89	0.79	0.16	0.06	1.8
	2A0004F	2.20	4.65	2.68	5.03	4.25	0.20	0.20	1.54	5.89	0.79	0.16	0.06	2.4
	2A0006F	2.20	4.65	2.68	5.03	5.04	0.20	0.20	2.32	5.89	0.79	0.16	0.06	2.9

V1000

Dimension Drawing

DD.V1000.02

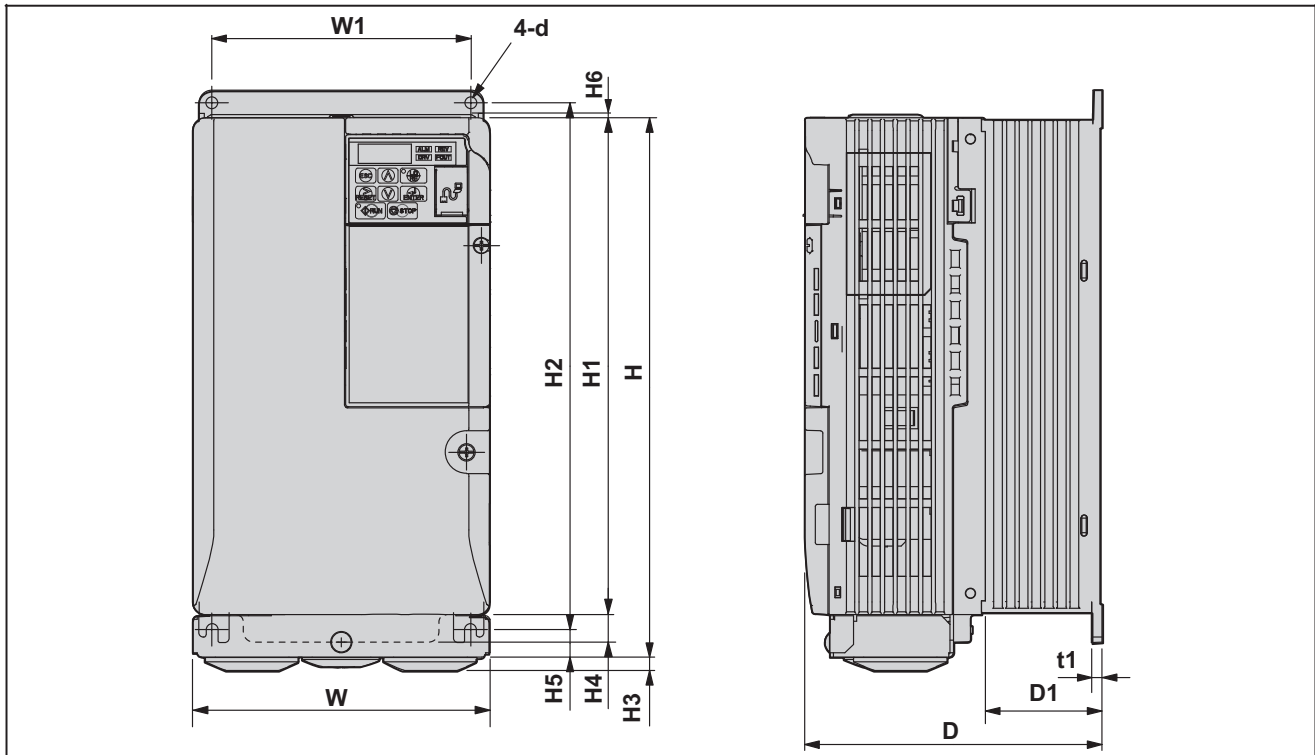
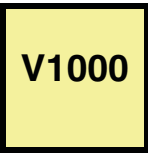
V1000 NEMA 1



Voltage Class	Drive Model CIMR-VU	Dimensions (in)												Weight (lb.)
		W1	H2	W	H1	D	t1	H5	D1	H	H4	H3	H6	
Single-Phase 200 V Class	BA0006F	3.78	4.65	4.25	5.03	5.41	0.20	0.20	2.28	5.89	0.79	0.16	0.06	4.2
	BA0010F	3.78	4.65	4.25	5.03	6.06	0.20	0.20	2.28	5.89	0.79	0.16	0.06	4.4
	BA0012F	5.04	4.65	5.51	5.03	6.42	0.20	0.20	2.56	6.02	0.79	0.19	0.20	5.7
	BA0018F	6.22	4.64	6.69	5.23	7.08	0.20	0.20	2.56	6.73	1.50	0.19	0.20	7.3
Three-Phase 200 V Class	2A0010F	3.78	4.65	4.25	5.03	5.08	0.20	0.20	2.28	5.89	0.79	0.16	0.06	4.2
	2A0012F	3.78	4.65	4.25	5.03	5.41	0.20	0.20	2.28	5.89	0.79	0.16	0.06	4.2
	2A0020F	5.04	4.65	5.51	5.03	5.63	0.20	0.20	2.56	6.02	0.79	0.19	0.20	5.7
Three-Phase 400 V Class	4A0001F	3.78	4.65	4.25	5.03	3.19	0.20	0.20	0.39	5.89	0.79	0.16	0.06	2.6
	4A0002F	3.78	4.65	4.25	5.03	3.90	0.20	0.20	1.10	5.89	0.79	0.16	0.06	3.1
	4A0004F	3.78	4.65	4.25	5.03	5.41	0.20	0.20	2.28	5.89	0.79	0.16	0.06	4.2
	4A0005F	3.78	4.65	4.25	5.03	6.06	0.20	0.20	2.28	5.89	0.79	0.16	0.06	4.2
	4A0007F	3.78	4.65	4.25	5.03	6.06	0.20	0.20	2.28	5.89	0.79	0.16	0.06	4.2
	4A0009F	3.78	4.65	4.25	5.03	6.06	0.20	0.20	2.28	5.89	0.79	0.16	0.06	4.2
	4A0011F	5.04	4.65	5.51	5.03	5.63	0.20	0.20	2.56	6.02	0.79	0.19	0.20	5.7

Dimension Drawing

DD.V1000.03
V1000 NEMA 1



Voltage Class	Drive Model CIMR-VU	Dimensions (in)													
		W1	H2	W	H1	D	t1	H5	D1	H	H4	H3	H6	d	Weight (lb.)
Three-Phase 200 V Class	2A0030F	4.80	9.76	5.51	9.21	5.51	0.20	0.51	2.17	10.00	0.51	0.24	0.06	M5	8.4
	2A0040F	4.80	9.76	5.51	9.21	5.51	0.20	0.51	2.17	10.00	0.51	0.24	0.06	M5	8.4
	2A0056F	6.30	11.18	7.09	10.63	6.42	0.20	0.51	2.95	11.42	0.59	0.24	0.06	M5	12.1
	2A0069F	7.56	13.23	8.66	12.60	7.36	0.20	0.87	3.07	13.78	0.59	0.28	0.06	M5	20.3
Three-Phase 400 V Class	4A0018F	4.80	9.76	5.51	9.21	5.51	0.20	0.51	2.17	10.00	0.51	0.24	0.06	M5	8.4
	4A0023F	4.80	9.76	5.51	9.21	5.51	0.20	0.51	2.17	10.00	0.51	0.24	0.06	M5	8.4
	4A0031F	6.30	11.18	7.09	10.63	5.63	0.20	0.51	2.17	11.42	0.59	0.24	0.06	M5	11.5
	4A0038F	6.30	11.18	7.09	10.63	6.42	0.20	0.51	2.95	11.42	0.51	0.24	0.06	M5	12.1