

GENERAL INFORMATION

ELECTRICAL SCHEMATICS AND CONNECTION DIAGRAMS

SCD 1

SCHEMATIC				CONNECTIONS					
				Primary Volts		Connect lines to	Inter-connect		
				240	480	416	H1, H4	H2-H3	
				120	240	208	H1, H4	H1-H3, H2-H4	
				Secondary Volts		Connect lines to	Inter-connect		
				24	32	48	240	X1, X4	X2-X3
				12/24	16/32	24/48	120/240	X1, X2, X4	X2-X3
				12	16	24	120	X1, X2	X2-X4, X1-X3

SCD 2

SCHEMATIC				CONNECTIONS								
				Primary Volts		Connect lines to	Inter-connect					
				504	440	437	218	291	277	440	H1, H2	1-2
				492		426	213	284		H1, H2	2-3	
				480	416	416	208	277	240	416	H1, H2	3-4
				468		406	203	270			H1, H2	4-5
				456	400	395	198	263	208	400	H1, H2	5-6
				444		385	192	256			H1, H2	6-7
				432	380	374	187	249	120	380	H1, H2	7-8
					220						H1, H2	H1-2, H2-1
				240	208	208					H1, H2	H1-4, H2-3
				228	200	198					H1, H2	H1-6, H2-5
				216	190	187					H1, H2	H1-8, H2-7
				Secondary Volts		Connect lines to		Inter-connect				
				240		X1, X4		X2- X3				
				120		X1, X2		X2-X4, X1-X3				
				120/240		X1, X2, X4		X2-X3				

SCD 3

SCHEMATIC		CONNECTIONS					
		Primary Volts		Connect lines to	Inter-connect		
		630			H1, H2, H3	1-H1, 1-H2, 1-H3	
		615			H1, H2, H3	2-H1, 2-H2, 2-H3	
		600			H1, H2, H3	3-H1, 3-H2, 3-H3	
		585			H1, H2, H3	4-H1, 4-H2, 4-H3	
		570			H1, H2, H3	5-H1, 5-H2, 5-H3	
		480			H1, H2, H3	6-H1, 6-H2, 6-H3	
		456			H1, H2, H3	7-H1, 7-H2, 7-H3	
		432			H1, H2, H3	8-H1, 8-H2, 8-H3	
		Secondary Volts		Connect lines to		Inter-connect	
		208	480	X1, X2, X3		-	
		120	120	X1, X0		-	
				X2, X0		-	
				X3, X0		-	

GENERAL
INFORMATION



GENERAL INFORMATION

ELECTRICAL SCHEMATICS AND CONNECTION DIAGRAMS

SCD 4

SCHEMATIC	CONNECTIONS		
	Primary Volts	Connect lines to	Inter-connect
	208 277 347 380 416 600 2400 3300 4160 4800 6600 7200	H1, H2	---
	Secondary Volts	Connect lines to	Inter-connect
	240 120/240 120	24 12/24 12	X1, X4 X1, X2, X4 X1, X2

SCD 5

SCHEMATIC	CONNECTIONS		
	Primary Volts	Connect lines to	Inter-connect
	120 208 240 277 380 416 480 600 114 198 228 263 361 395 456 570 108 188 216 249 347 374 432 540	H1, H2 H1, H2 H1, H2	1-2 2-3 3-4
	Secondary Volts	Connect lines to	Inter-connect
	240 120/240 120	X1, X4 X1, X2, X4 X1, X2	X2-X3 X2-X3 X2-X4, X1-X3

SCD 6

SCHEMATIC	CONNECTIONS		
	Primary Volts	Connect lines to	Inter-connect
	218 277 291 437 504 630 2520 4368 213 - 284 426 492 615 2460 4264 208 240 277 416 480 600 2400 4160 203 - 270 406 468 585 2340 4056 198 208 263 395 456 570 2280 3952	H1, H2 H1, H2 H1, H2 H1, H2 H1, H2	1-2 2-3 3-4 4-5 5-6
	Secondary Volts	Connect lines to	Inter-connect
	240 120/240 120	X1, X4 X1, X2, X4 X1, X2	X2-X3 X2-X3 X2-X4, X1-X3

SCD 7

SCHEMATIC	CONNECTIONS		
	Primary Volts	Connect lines to	Inter-connect
	208 218 242 252 437 480 483 504 604 630 198 208 230 240 416 456 460 480 575 600 187 198 219 228 395 432 437 456 546 570	H1, H2, H3 H1, H2, H3 H1, H2, H3	1 2 3
	Secondary Volts	Connect lines to	Inter-connect
	208 230 240 380 416 460 480 600 120 133 139 220 240 265 277 347	X1, X2, X3 X1, X0 X2, X0 X3, X0	

GENERAL
INFORMATION



GENERAL INFORMATION

ELECTRICAL SCHEMATICS AND CONNECTION DIAGRAMS

SCD 8

SCHEMATIC	CONNECTIONS																				
	Primary Volts		Connect lines to	Inter-connect																	
	218	242	252	437	483	504	604	630	2520	4368	H1, H2, H3	1-2									
	208	230	240	416	460	480	575	600	2400	4160	H1, H2, H3	2-3									
198											219	228	395	437	456	546	570	2280	3952	H1, H2, H3	3-4
Secondary Volts											Connect lines to		Inter-connect								
208											230	240	380	416	460	480	600	X1, X2, X3		-	
120											133	139	220	240	265	277	347	X1, X0	X2, X0	X3, X0	-

SCD 9

SCHEMATIC	CONNECTIONS																		
	Primary Volts		Connect lines to	Inter-connect															
	218	242	252	437	483	504	604	630	H1, H2, H3	1									
	213	236	246	426	472	492	589	615	H1, H2, H3	2									
208											230	240	416	460	480	575	600	H1, H2, H3	3
203											224	234	406	449	468	561	585	H1, H2, H3	4
198											219	228	395	437	456	546	570	H1, H2, H3	5
Secondary Volts											Connect lines to		Inter-connect						
208											380	416	480	600	X1, X2, X3		-		
120											220	240	277	347	X1, X0	-			
											X2, X0		-						
											X3, X0		-						

SCD 10

SCHEMATIC	CONNECTIONS																				
	Primary Volts		Connect lines to	Inter-connect																	
	218	242	252	437	483	504	604	630	2520	4368	H1, H2, H3	1-2									
	213	236	246	426	472	492	589	615	2460	4264	H1, H2, H3	2-3									
208											230	240	416	460	480	575	600	2400	4160	H1, H2, H3	3-4
203											224	234	406	449	468	561	585	2340	4056	H1, H2, H3	4-5
198											219	228	395	437	456	546	570	2280	3952	H1, H2, H3	5-6
Secondary Volts											Connect lines to		Inter-connect								
208											380	416	480	600	X1, X2, X3		-				
120											220	240	277	347	X1, X0	-					
											X2, X0		-								
											X3, X0		-								

GENERAL INFORMATION

GENERAL INFORMATION

ELECTRICAL SCHEMATICS AND CONNECTION DIAGRAMS

SCD 11

SCHEMATIC	CONNECTIONS		
	Primary Volts	Connect lines to	Inter-connect
	630	H1, H2, H3	1-H1, 1-H2, 1-H3
	615	H1, H2, H3	2-H1, 2-H2, 2-H3
	600	H1, H2, H3	3-H1, 3-H2, 3-H3
	585	H1, H2, H3	4-H1, 4-H2, 4-H3
	570	H1, H2, H3	5-H1, 5-H2, 5-H3
	504	H1, H2, H3	6-H1, 6-H2, 6-H3
	492	H1, H2, H3	7-H1, 7-H2, 7-H3
	480	H1, H2, H3	8-H1, 8-H2, 8-H3
	468	H1, H2, H3	9-H1, 9-H2, 9-H3
	456	H1, H2, H3	10-H1, 10-H2, 10-H3
	Secondary Volts	Connect lines to	Inter-connect
	208 480	X1, X2, X3	-
	120 277	X1, X0	-
		X2, X0	-
		X3, X0	-

SCD 12

SCHEMATIC	CONNECTIONS		
	Primary Volts	Connect lines to	Inter-connect
	480 600	H1, H2, H3	1-2
	456 570	H1, H2, H3	2-3
	432 540	H1, H2, H3	3-4
	Secondary Volts	Connect lines to	Inter-connect
	240	X1, X2, X3	-

SCD 13

SCHEMATIC	CONNECTIONS		
	Primary Volts	Connect lines to	Inter-connect
	480 600	H1, H2, H3	1-2
	456 570	H1, H2, H3	2-3
	432 540	H1, H2, H3	3-4
	Secondary Volts	Connect lines to	Inter-connect
	240	X1, X2, X3	-
	120	X1, X6	-
		X3, X6	-

SCD 14

SCHEMATIC	CONNECTIONS		
	Connect to	Step Down	Step Up
	Lines from Supply	H1, H2, H3	X1, X2, X3
	Lines to Load	X1, X2, X3	H1, H2, H3

GENERAL INFORMATION

ELECTRICAL SCHEMATICS AND CONNECTION DIAGRAMS

SCD 15

SCHEMATIC	CONNECTIONS		
	Connect to	Step Down	Step Up
	Lines from Supply	H1, H2, H3	X1, X2, X3
	Lines to Load	X1, X2, X3	H1, H2, H3

SCD 16

SCHEMATIC	CONNECTIONS		
	Primary Volts	Connect lines to	Inter-connect
	504 630	H1, H2, H3	1
	492 615	H1, H2, H3	2
	480 600	H1, H2, H3	3
	468 585	H1, H2, H3	4
	456 570	H1, H2, H3	5
	Secondary Volts	Connect lines to	Inter-connect
	240	X1, X2, X3	

SCD 17

SCHEMATIC	CONNECTIONS		
	Primary Volts	Connect lines to	Inter-connect
	504	H1, H4	1-H2, 2-H3, H2-H3
	492	H1, H4	3-H2, 2-H3, H2-H3
	480	H1, H4	3-H2, 4-H3, H2-H3
	468	H1, H4	5-H2, 4-H3, H2-H3
	456	H1, H4	5-H2, 6-H3, H2-H3
	444	H1, H4	7-H2, 6-H3, H2-H3
	432	H1, H4	7-H2, 8-H3, H2-H3
	252	H1, H4	1-H2, 2-H3, H1-H3, H2-H4
	240	H1, H4	3-H2, 4-H3, H1-H3, H2-H4
	228	H1, H4	5-H2, 6-H3, H1-H3, H2-H4
	216	H1, H4	7-H2, 8-H3, H1-H3, H2-H4
	Secondary Volts	Connect lines to	Inter-connect
	240	X1, X4	X2- X3
	120	X1, X2	X2-X4, X1-X3
	120/240	X1, X2, X4	X2-X3

SCD 18

SCHEMATIC	CONNECTIONS		
	Primary Volts	Connect lines to	Inter-connect
	218 252 277 291 437 504 630	H1, H4	-
	208 240 240 277 416 480 600	H1, H3	-
	198 228 208 263 395 456 570	H1, H2	-
	Secondary Volts	Connect lines to	Inter-connect
	240	X1, X4	X2-X3
	120	X1, X2	X2-X4, X1-X3
	120/240	X1, X2, X4	X2-X3

GENERAL INFORMATION



GENERAL INFORMATION

ELECTRICAL SCHEMATICS AND CONNECTION DIAGRAMS

SCD 19

SCHEMATIC		CONNECTIONS		
		Primary Volts	Connect lines to	Inter-connect
		218 504 630	H1, H2, H3	1-H1, 1-H2, 1-H3
		213 492 615	H1, H2, H3	2-H1, 2-H2, 2-H3
		208 480 600	H1, H2, H3	3-H1, 3-H2, 3-H3
		203 468 585	H1, H2, H3	4-H1, 4-H2, 4-H3
		198 456 570	H1, H2, H3	5-H1, 5-H2, 5-H3
		193 444 556	H1, H2, H3	6-H1, 6-H2, 6-H3
		188 432 542	H1, H2, H3	7-H1, 7-H2, 7-H3
		Secondary Volts	Connect lines to	Inter-connect
		208 480	X1, X2, X3	-
		120 277	X1,X0 X2,X0 X3,X0	-

SCD 20

SCHEMATIC		CONNECTIONS		
		Primary Volts	Connect lines to	Inter-connect
		218 504 630	H1, H2, H3	1-2
		213 492 600	H1, H2, H3	2-3
		208 480 570	H1, H2, H3	3-4
		203 468	H1, H2, H3	4-5
		198 456 504	H1, H2, H3	5-6
		193 444 480	H1, H2, H3	6-7
		188 432 456	H1, H2, H3	7-8
		Secondary Volts	Connect lines to	Inter-connect
		208	X1, X2, X3	-
		120	X1,X0 X2,X0 X3,X0	-

SCD 21

SCHEMATIC		CONNECTIONS		
		Primary Volts	Connect lines to	Inter-connect
		504	H1, H2, H3	1-H1, 1-H2, 1-H3
		492	H1, H2, H3	2-H1, 2-H2, 2-H3
		480	H1, H2, H3	3-H1, 3-H2, 3-H3
		468	H1, H2, H3	4-H1, 4-H2, 4-H3
		456	H1, H2, H3	5-H1, 5-H2, 5-H3
		444	H1, H2, H3	6-H1, 6-H2, 6-H3
		432	H1, H2, H3	7-H1, 7-H2, 7-H3
		Secondary Volts	Connect lines to	Inter-connect
		240	X1, X2, X3	-
		120	X1, X6	-
			X3, X6	-

SCD 22

SCHEMATIC		CONNECTIONS		
		Primary Volts	Connect lines to	Inter-connect
		504	H1, H2, H3	1-2
		492	H1, H2, H3	2-3
		480	H1, H2, H3	3-4
		468	H1, H2, H3	4-5
		456	H1, H2, H3	5-6
		444	H1, H2, H3	6-7
		432	H1, H2, H3	7-8
		Secondary Volts	Connect lines to	Inter-connect
		240	X1, X2, X3	-
		120	X1, X6	-
			X3, X6	-

GENERAL
INFORMATION



GENERAL INFORMATION

ELECTRICAL SCHEMATICS AND CONNECTION DIAGRAMS

SCD 23

SCHEMATIC		CONNECTIONS		
		Primary Volts	Connect lines to	Inter-connect
		208 240	X1, X2, X3	1-2
		198 228	X1, X2, X3	2-3
188 216	X1, X2, X3	3-4		
		Secondary Volts	Connect lines to	
230 260 460 480	H1, H2, H3			
133 139 265 277	H1, H0 H2, H0 H3, H0			

SCD 24

SCHEMATIC		CONNECTIONS		
		Connect to	Step Down	Step Up
		Lines from Supply	H1, H2, H3	X1, X2, X3
		Lines to Load	X1, X2, X3	H1, H2, H3

SCD 25

SCHEMATIC		CONNECTIONS		
		Primary Volts	Connect lines to	Inter-connect
		208 240 416 480 600	H1, H2, H3	1-2
		198 228 395 456 570	H1, H2, H3	2-3
187 216 374 432 540	H1, H2, H3	3-4		
		Secondary Volts	Connect lines to	Inter-connect
208 380 416 480 600	X1, X2, X3			
120 220 240 277 347	X1, X0 X2, X0 X3, X0			

SCD 26

SCHEMATIC		CONNECTIONS		
		Primary Volts	Connect lines to	Inter-connect
		218 252	X1, X2, X3	1
		213 246	X1, X2, X3	2
208 240	X1, X2, X3	3		
203 234	X1, X2, X3	4		
198 228	X1, X2, X3	5		
		Secondary Volts	Connect lines to	Inter-connect
460 480 600	H1, H2, H3			
265 277 347	H1, H0 H2, H0 H3, H0			

SCD 27

SCHEMATIC		CONNECTIONS		
		Primary Volts	Connect lines to	Inter-connect
		630	H1, H2, H3	1-2
		600	H1, H2, H3	2-3
570	H1, H2, H3	3-4		
		Secondary Volts	Connect lines to	Inter-connect
240	X1, X2, X3			

GENERAL INFORMATION



GENERAL INFORMATION

ELECTRICAL SCHEMATICS AND CONNECTION DIAGRAMS

SCD 28

SCHEMATIC	CONNECTIONS		
	Primary Volts	Connect lines to	Inter-connect
	480 (60Hz)	H1, H10	H5-H6
	440	H1, H10	H5-H6
	416	H1, H9	H4-H6
	400	H1, H8	H3-H6
	380	H1, H7	H2-H6
	240 (60 Hz)	H1, H10	H1-H6, H5-H10
	220	H1, H10	H1-H6, H5-H10
	208	H1, H9	H1-H6, H4-H9
	200	H1, H8	H1-H6, H3-H8
	190	H1, H7	H1-H6, H2-H7
	Secondary Volts	Connect lines to	Inter-connect
	240	X1, X4	X2-X3
120/240	X1, X2, X4	X2-X3	
120	X1, X4	X2-X4, X1-X3	

SCD 29

SCHEMATIC	CONNECTIONS		
	Primary Volts	Connect lines to	Inter-connect
	630 504	H1, H2, H3	1-2
	615 492	H1, H2, H3	2-3
	600 480	H1, H2, H3	3-4
	585 468	H1, H2, H3	4-5
	570 456	H1, H2, H3	5-6
	Secondary Volts	Connect lines to	Inter-connect
240	X1, X2, X3		

SCD 30

SCHEMATIC	CONNECTIONS		
	Primary Volts	Connect lines to	Inter-connect
	440	H1, H4	1-H2, 2-H3, H2-H3
	416	H1, H4	3-H2, 4-H3, H2-H3
	400	H1, H4	5-H2, 6-H3, H2-H3
	380	H1, H4	7-H2, 8-H3, H2-H3
	220	H1, H4	1-H2, 2-H3, H1-H3, H2-H4
	208	H1, H4	3-H2, 4-H3, H1-H3, H2-H4
	200	H1, H4	5-H2, 6-H3, H1-H3, H2-H4
	190	H1, H4	7-H2, 8-H3, H1-H3, H2-H4
	Secondary Volts	Connect lines to	Inter-connect
	240	X1, X4	X2- X3
120	X1, X2	X2-X4, X1-X3	
120/240	X1, X2, X4	X2-X3	

GENERAL INFORMATION

ELECTRICAL SCHEMATICS AND CONNECTION DIAGRAMS

SCD 31

SCHEMATIC		CONNECTIONS				
		Primary Volts		Connect lines to	Inter-connect	
		218	291	437	504	630
213	284	426	492	615	H1, H5	-
208	277	416	480	600	H2, H5	-
203	270	406	468	585	H2, H4	-
198	263	395	456	570	H3, H4	-
		Secondary Volts		Connect lines to	Inter-connect	
		240		X1, X4	X2-X3	
		120/240		X1, X2, X4	X2-X3	
		120		X1, X2	X2-X4, X1-X3	

SCD 32

SCHEMATIC		CONNECTIONS				
		Primary Volts		Connect lines to	Inter-connect	
		208	277	416	480	600
198	263	395	456	570	H1, H3	-
188	249	374	432	540	H2, H3	-
		Secondary Volts		Connect lines to	Inter-connect	
		240		X1, X4	X2-X3	
		120/240		X1, X2, X4	X2-X3	
		120		X1, X2	X2-X4, X1-X3	

SCD 33

SCHEMATIC		CONNECTIONS		
		Primary Volts		Inter-connect
		380	H1, H3	
347	H1, H2		-	
		Secondary Volts		Inter-connect
		240		X2-X3
		120/240		X2-X3
		120		X2-X4, X1-X3

SCD 34

SCHEMATIC		CONNECTIONS		
		Primary Volts		Inter-connect
		480	H1, H4	
456	H1, H4		2-H3, 3-H2, H2-H3	
432	H1, H4		3-H2, 4-H3, H2-H3	
240	H1, H4		1-H2, 2-H3, H1-H3, H2-H4	
216	H1, H4		3-H2, 4-H3, H1-H3, H2-H4	
		Secondary Volts		Inter-connect
		240		X2-X3
		120/240		X2-X3
		120		X2-X4, X1-X3

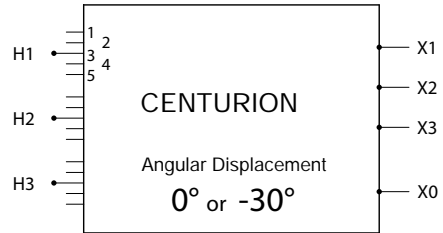
GENERAL INFORMATION



GENERAL INFORMATION

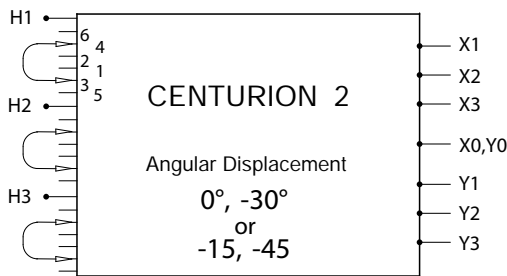
ELECTRICAL SCHEMATICS AND CONNECTION DIAGRAMS

SCD 35

SCHEMATIC	CONNECTIONS			
	Primary Volts	Connect lines to	Inter-connect	
 <p>CENTURION Angular Displacement 0° or -30°</p>	218*	504 630	H1, H2, H3	1-H1, 1-H2, 1-H3
	213*	492 615	H1, H2, H3	2-H1, 2-H2, 2-H3
	208*	480 600	H1, H2, H3	3-H1, 3-H2, 3-H3
	203*	468 585	H1, H2, H3	4-H1, 4-H2, 4-H3
	198*	456 570	H1, H2, H3	5-H1, 5-H2, 5-H3
	Secondary Volts	Connect lines to	Inter-connect	
208	480 600	X1, X2, X3	-	
120	277 347	X1,X0 X2,X0 X3,X0	-	

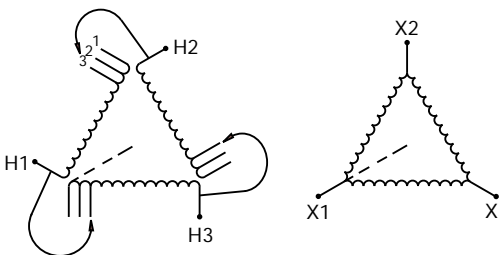
* Standard 2-2.5% FCAN and 2-2.5% FCBN primary taps for 208V H2EM units only available up to 75 kVA. Please consult factory for standard taps on 208V primary units over 75 kVA.

SCD 36

SCHEMATIC	CONNECTIONS			
	Primary Volts	Connect lines to	Inter-connect	
 <p>CENTURION 2 Angular Displacement 0°, -30° or -15°, -45°</p>	218*	504 630	H1, H2, H3	1-2
	213*	492 615	H1, H2, H3	2-3
	208*	480 600	H1, H2, H3	3-4
	203*	468 585	H1, H2, H3	4-5
	198*	456 570	H1, H2, H3	5-6
	Secondary Volts	Connect lines to	Inter-connect	
208	480 600	X1, X2, X3	-	
120	277 347	Y1, Y2, Y3	-	
		X1, X0/Y0	-	
		X2, X0/Y0	-	
		X3, X0/Y0	-	
		Y1, X0/Y0	-	
		Y2, X0/Y0	-	
		Y3, X0/Y0	-	

* Standard 2-2.5% FCAN and 2-2.5% FCBN primary taps for 208V H2EM units only available up to 75 kVA. Please consult factory for standard taps on 208V primary units over 75 kVA.

SCD 37

SCHEMATIC	CONNECTIONS		
	Primary Volts	Connect lines to	Inter-connect
	480	H1, H2, H3	1
	456	H1, H2, H3	2
	432	H1, H2, H3	3
Secondary Volts	Connect lines to	Inter-connect	
240	X1, X2, X3	-	

GENERAL INFORMATION

GENERAL INFORMATION

ELECTRICAL SCHEMATICS AND CONNECTION DIAGRAMS

SCD 38

SCHEMATIC	CONNECTIONS		
	Primary Volts	Connect lines to	Inter-connect
	504	H1, H2, H3	1
	492	H1, H2, H3	2
	480	H1, H2, H3	3
	468	H1, H2, H3	4
	456	H1, H2, H3	5
	444	H1, H2, H3	6
	432	H1, H2, H3	7
	Secondary Volts	Connect lines to	Inter-connect
	240	X1, X2, X3	-

SCD 39

SCHEMATIC	CONNECTIONS		
	Primary Volts	Connect lines to	Inter-connect
	218 291 437 504 630	H1, H2	1
	213 284 426 492 615	H1, H2	2
	208 277 416 480 600	H1, H2	3
	203 270 406 468 585	H1, H2	4
	198 263 395 456 570	H1, H2	5
	Secondary Volts	Connect lines to	Inter-connect
	240	X1, X4	X2-X3
	120/240	X1, X2, X4	X2-X3
	120	X1, X2	X2-X4, X1-X3

SCD 40

SCHEMATIC	CONNECTIONS		
	Primary Volts	Connect lines to	Inter-connect
	208 240	X1, X2, X3	1
	198 228	X1, X2, X3	2
	188 216	X1, X2, X3	3
	Secondary Volts	Connect lines to	Inter-connect
	230 260 460 480		H1, H2, H3
	133 139 265 277		H1, H0 H2, H0 H3, H0

SCD 41

SCHEMATIC	CONNECTIONS		
	Primary Volts	Connect lines to	Inter-connect
	277	H1, H5	-
	240	H1, H4	-
	208	H1, H3	-
	120	H1, H2	-
	Secondary Volts	Connect lines to	Inter-connect
	240	X1, X4	X2-X3
	120/240	X1, X2, X4	X2-X3
	120	X1, X2	X2-X4, X1-X3

GENERAL INFORMATION



GENERAL INFORMATION

ELECTRICAL SCHEMATICS AND CONNECTION DIAGRAMS

SCD 42

SCHEMATIC	CONNECTIONS		
	Primary Volts	Connect lines to	Inter-connect
	480	H1, H3	-
	277	H1, H2	-
	Secondary Volts	Connect lines to	Inter-connect
277	X1, X3	-	
208	X1, X2	-	

SCD 43

SCHEMATIC	CONNECTIONS		
	Primary Volts	Connect lines to	Inter-connect
	480	H1, H2	1-2
	277	H1, H2	3-4
	Secondary Volts	Connect lines to	Inter-connect
277	X1, X2	X5-X6	
208	X1, X2	X3-X4	

SCD 44

SCHEMATIC	CONNECTIONS		
	Primary Volts	Connect lines to	Inter-connect
	380	H1, H2	1-2
	347	H1, H2	3-4
	Secondary Volts	Connect lines to	Inter-connect
	240	X1, X4	X2-X3
	120/240	X1, X2, X4	X2-X3
120	X1, X2	X2-X4, X1-X3	

SCD 45

SCHEMATIC	CONNECTIONS		
	Primary Volts	Connect lines to	Inter-connect
	630	H1, H2, H3	1
	615	H1, H2, H3	2
	600	H1, H2, H3	3
	585	H1, H2, H3	4
	570	H1, H2, H3	5
	Secondary Volts	Connect lines to	Inter-connect
240	X1, X2, X3	-	

GENERAL INFORMATION

ELECTRICAL SCHEMATICS AND CONNECTION DIAGRAMS

SCD 46

SCHEMATIC	CONNECTIONS			
	Primary Volts	Connect lines to	Inter-connect	
	480 (60Hz)	H1, H2	1-2	
	440	H1, H2	1-2	
	416	H1, H2	3-4	
	400	H1, H2	5-6	
	380	H1, H2	7-8	
	240 (60Hz)	H1, H2	H1-2, H2-1	
	220	H1, H2	H1-2, H2-1	
	208	H1, H2	H1-4, H2-3	
	200	H1, H2	H1-6, H2-5	
	190	H1, H2	H1-8, H2-7	
		Secondary Volts	Connect lines to	Inter-connect
		240	X1, X4	X2- X3
	120	X1, X2	X2-X4, X1-X3	
	120/240	X1, X2, X4	X2-X3	

SCD 47

SCHEMATIC	CONNECTIONS			
	Primary Volts	Connect lines to	Inter-connect	
	630	H1, H2, H3	1-H1, 1-H2, 1-H3	
	615	H1, H2, H3	2-H1, 2-H2, 2-H3	
	600	H1, H2, H3	3-H1, 3-H2, 3-H3	
	585	H1, H2, H3	4-H1, 4-H2, 4-H3	
	570	H1, H2, H3	5-H1, 5-H2, 5-H3	
	480	H1, H2, H3	6-H1, 6-H2, 6-H3	
	456	H1, H2, H3	7-H1, 7-H2, 7-H3	
	432	H1, H2, H3	8-H1, 8-H2, 8-H3	
		Secondary Volts	Connect lines to	Inter-connect
		480	X1, X2, X3	-
	277	X1,X0 X2,X0 X3,X0	-	

SCD 48

SCHEMATIC	CONNECTIONS			
	Primary Volts	Connect lines to	Inter-connect	
	347	H1, H2	H2-3 & 4	
	380	H1, H2	H2-1 & 2	
		Secondary Volts	Connect lines to	Inter-connect
		240	X1, X4	X2-X3
		120	X1, X2	X1-X3, X2-X3
		120/240	X1, X2, X4	X2-X3

GENERAL INFORMATION

